



2021 TYR Pro Swim Series

San Antonio, TX

January 14 - 17, 2021

Event 101 14 JAN 2021 - 5:00 PM

Women's 800m Freestyle

Fastest Heats

Results Summary

Event Number 1

	Record	Splits		Name	NAT Code	Location	Date
WR	8:04.79	57.98	1:59.42	4:01.98	LEDECKY Katie	USA Rio de Janeiro (BRA)	12 AUG 2016
AR	8:04.79	57.98	1:59.42	4:01.98	LEDECKY Katie	USA Rio (BRA)	12 AUG 2016
CR	8:06.68	58.82	2:00.20	4:03.22	LEDECKY Katie	USA Austin, TX (USA)	17 JAN 2016
WJ	8:11.00	59.44	2:01.48	4:05.70	LEDECKY Katie	USA Shenandoah (USA)	19 JUN 2014
OT	8:48.09				BEST TIME	omaha (USA)	

Fastest Heats

Rank	Heat	Lane	Name	Club Code	Year of Birth	R.T.	Time	Time Behind
1	1	3	ANDERSON Haley	MVN	1991	0.80	8:34.93	
	50m 29.28	100m 1:01.41	150m 1:33.24	200m 2:05.55	250m 2:37.45	300m 3:09.92	350m 3:41.93	400m 4:14.37
		32.13	31.83	32.31	31.90	32.47	32.01	32.44
	450m 4:46.57	500m 5:19.35	550m 5:51.47	600m 6:24.33	650m 6:56.76	700m 7:30.05	750m 8:02.70	
	32.20	32.78	32.12	32.86	32.43	33.29	32.65	32.23
2	1	4	SULLIVAN Erica	SAND	2000	0.69	8:38.46	3.53
	50m 29.30	100m 1:00.85	150m 1:32.51	200m 2:04.90	250m 2:37.32	300m 3:10.35	350m 3:42.97	400m 4:15.96
		31.55	31.66	32.39	32.42	33.03	32.62	32.99
	450m 4:48.82	500m 5:21.98	550m 5:54.65	600m 6:27.67	650m 7:00.64	700m 7:33.73	750m 8:06.59	
	32.86	33.16	32.67	33.02	32.97	33.09	32.86	31.87
3	1	5	SIMS Bella	SAND	♦ 2005	0.60	8:41.24	6.31
	50m 28.76	100m 1:00.59	150m 1:33.47	200m 2:05.91	250m 2:38.49	300m 3:11.51	350m 3:44.53	400m 4:17.70
		31.83	32.88	32.44	32.58	33.02	33.02	33.17
	450m 4:50.51	500m 5:23.67	550m 5:56.62	600m 6:30.41	650m 7:03.43	700m 7:36.73	750m 8:09.62	
	32.81	33.16	32.95	33.79	33.02	33.30	32.89	31.62
4	1	2	GRIMES Katie	SAND	♦ 2006	0.63	8:43.38	8.45
	50m 29.63	100m 1:02.16	150m 1:34.39	200m 2:07.32	250m 2:40.15	300m 3:13.42	350m 3:46.36	400m 4:19.72
		32.53	32.23	32.93	32.83	33.27	32.94	33.36
	450m 4:52.57	500m 5:25.82	550m 5:58.82	600m 6:32.12	650m 7:05.22	700m 7:38.48	750m 8:11.07	
	32.85	33.25	33.00	33.30	33.10	33.26	32.59	32.31
5	1	7	MATTES Michaela	SYS	♦ 2005	0.70	8:49.18	14.25
	50m 29.88	100m 1:02.63	150m 1:34.97	200m 2:08.33	250m 2:41.27	300m 3:14.23	350m 3:46.97	400m 4:20.52
		32.75	32.34	33.36	32.94	32.96	32.74	33.55
	450m 4:53.81	500m 5:27.33	550m 6:01.04	600m 6:34.86	650m 7:07.94	700m 7:42.29	750m 8:15.65	
	33.29	33.52	33.71	33.82	33.08	34.35	33.36	33.53
6	1	1	SAUICKIE Addie	SYS	♦ 2006	0.70	8:54.00	19.07
	50m 30.15	100m 1:03.37	150m 1:36.62	200m 2:10.41	250m 2:43.54	300m 3:17.20	350m 3:50.63	400m 4:24.15
		33.22	33.25	33.79	33.13	33.66	33.43	33.52
	450m 4:57.60	500m 5:31.40	550m 6:05.15	600m 6:39.30	650m 7:12.77	700m 7:46.80	750m 8:20.67	
	33.45	33.80	33.75	34.15	33.47	34.03	33.87	33.33
7	1	6	McMURRAY Olivia	SWIM	2003	0.76	8:55.45	20.52
	50m 30.15	100m 1:02.87	150m 1:34.97	200m 2:09.55	250m 2:42.08	300m 3:16.83	350m 3:51.11	400m 4:24.84
		32.72	32.10	34.58	32.53	34.75	34.28	33.73
	450m 4:58.03	500m 5:32.99	550m 6:07.39	600m 6:41.62	650m 7:15.55	700m 7:49.34	750m 8:23.19	
	33.19	34.96	34.40	34.23	33.93	33.79	33.85	32.26

AR	American Record	CR	Championship Record	OT	Trials Cut	R.T.	Reaction Time
WJ	World Junior Record	WR	World Record	♦	Junior swimmer		

Official Timekeeping by Omega





2021 TYR Pro Swim Series

San Antonio, TX

January 14 - 17, 2021

Event 102 14 JAN 2021 - 5:21 PM

Men's 800m Freestyle

Fastest Heats

Results Summary

Event Number 2

	Record	Splits			Name	NAT Code	Location	Date
WR	7:32.12	55.20	1:52.55	3:46.79	ZHANG Lin	CHN	Rome (ITA)	29 JUL 2009
AR	7:43.60	56.98	1:56.76	3:52.80	McBROOM Michael	USA	Barcelona (ESP)	31 JUL 2013
CR	7:49.96				McBROOM Michael	USA	Santa Clara (USA)	1 JAN 2014
WJ	7:45.67	55.75	1:53.99	3:52.05	BEST TIME		Dubai (UAE)	28 AUG 2013
OT	8:12.99				BEST TIME		omaha (USA)	

Fastest Heats

Rank	Heat	Lane	Name	Club Code	Year of Birth	R.T.	Time	Time Behind
1	1	4	GROTHER Zane	BCH	1992	0.69	7:59.05	
	50m 28.06	100m 58.60	150m 1:29.02	200m 1:59.95	250m 2:30.68	300m 3:01.36	350m 3:31.78	400m 4:02.58
		30.54	30.42	30.93	30.73	30.68	30.42	30.80
	450m 4:32.62	500m 5:03.06	550m 5:33.03	600m 6:03.43	650m 6:33.40	700m 7:03.03	750m 7:31.89	
	30.04	30.44	29.97	30.40	29.97	29.63	28.86	27.16
2	1	3	SMITH Kieran	UN-FL	2000	0.69	7:59.27	0.22
	50m 27.83	100m 58.70	150m 1:29.24	200m 2:00.21	250m 2:30.87	300m 3:01.70	350m 3:32.09	400m 4:03.02
		30.87	30.54	30.97	30.66	30.83	30.39	30.93
	450m 4:32.71	500m 5:02.59	550m 5:32.39	600m 6:02.37	650m 6:31.97	700m 7:01.94	750m 7:31.71	
	29.69	29.88	29.80	29.98	29.60	29.97	29.77	27.56
3	1	6	GALLANT Will	MVN	2001	0.65	8:04.80	5.75
	50m 27.77	100m 57.93	150m 1:28.08	200m 1:58.70	250m 2:29.12	300m 2:59.91	350m 3:30.18	400m 4:00.89
		30.16	30.15	30.62	30.42	30.79	30.27	30.71
	450m 4:31.22	500m 5:01.83	550m 5:32.24	600m 6:02.89	650m 6:33.62	700m 7:04.35	750m 7:34.68	
	30.33	30.61	30.41	30.65	30.73	30.73	30.33	30.12
4	1	7	JOHNSTON David	TEX	2001	0.69	8:07.49	8.44
	50m	100m 57.91	150m 1:28.39	200m 1:58.83	250m 2:29.48	300m 2:59.89	350m 3:30.71	400m 4:01.32
		57.91	30.48	30.44	30.65	30.41	30.82	30.61
	450m 4:32.27	500m 5:03.05	550m 5:33.87	600m 6:05.04	650m 6:36.02	700m 7:06.70	750m 7:37.37	
	30.95	30.78	30.82	31.17	30.98	30.68	30.67	30.12
5	1	2	CUSTER Liam	SYS	♦ 2004	0.71	8:13.17	14.12
	50m 28.06	100m 59.11	150m 1:29.88	200m 2:01.00	250m 2:31.75	300m 3:02.29	350m 3:33.12	400m 4:04.17
		31.05	30.77	31.12	30.75	30.54	30.83	31.05
	450m 4:34.70	500m 5:05.68	550m 5:36.70	600m 6:08.13	650m 6:39.52	700m 7:10.91	750m 7:42.38	
	30.53	30.98	31.02	31.43	31.39	31.39	31.47	30.79
6	1	5	COLLINS Jack	UN-MR	1997	0.71	8:15.71	16.66
	50m 28.71	100m 59.29	150m 1:29.86	200m 2:00.79	250m 2:31.07	300m 3:02.71	350m 3:32.22	400m 4:04.82
		30.58	30.57	30.93	30.28	31.64	29.51	32.60
	450m	500m 5:07.21	550m 5:35.42	600m 6:10.08	650m 6:40.54	700m 7:13.25	750m 7:44.69	
		5:07.21	28.21	34.66	30.46	32.71	31.44	31.02

Legend:							
AR	American Record	CR	Championship Record	OT	Trials Cut	R.T.	Reaction Time
WJ	World Junior Record	WR	World Record	♦	Junior swimmer		

Official Timekeeping by Omega





2021 TYR Pro Swim Series

San Antonio, TX

January 14 - 17, 2021

Event 3

15 JAN 2021 - 9:00 AM

Women's 200m Freestyle

Heats

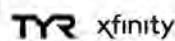
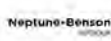
Results Summary

Event Number 3

	Record	Splits			Name	NAT Code	Location	Date
WR	1:52.98	27.34	55.60	1:24.38	PELLEGRINI Federica	ITA	Rome (ITA)	29 JUL 2009
AR	1:53.61	27.18	55.38	1:24.35	SCHMITT Allison	USA	London (GBR)	31 JUL 2012
CR	1:54.43				LEDECKY Katie	USA	Austin (USA)	1 JAN 2016
WJ	1:54.81				RUCK Taylor	USA	Gold Coast (AUS)	5 APR 2018
OT	2:01.69				BEST TIME		omaha (USA)	

Rank	Heat	Lane	Name	Club Code	Year of Birth	R.T.	50m	100m	150m	Time	Time Behind
1	3	5	SMITH Regan	RIPT	2002	0.73	27.87	58.07	1:28.80	2:00.35	A
2	1	4	WEYANT Emma	SYS	2001	0.77	28.64	59.40	1:29.88	2:00.75	0.40 A
3	2	5	COX Madisyn	TXLA	1995	0.67	28.18	58.84	1:29.71	2:00.87	0.52 A
4	1	3	SIMS Bella	SAND	◆ 2005	0.59	27.49	58.17	1:29.63	2:01.14	0.79 A
5	3	7	WEITZEIL Abbey	CAL	1996	0.68	27.77	58.52	1:29.83	2:01.18	0.83 A
6	3	3	KOZAN Justina	MVN	2003	0.69	28.16	59.17	1:30.29	2:01.33	0.98 A
7	3	4	MARGALIS Melanie	SPA-FL	1991	0.68	29.41	1:00.58	1:30.96	2:01.55	1.20 A
=8	1	5	SMOLIGA Olivia	ABSC	1994	0.72	28.76	1:00.41	1:31.73	2:01.75	1.40 ?
=8	2	6	IVEY Isabel	UN-PC	2001	0.73	28.30	59.10	1:30.03	2:01.75	1.40 ?
10	2	4	COMERFORD Mallory	CARD	1997	0.65	28.35	59.30	1:30.56	2:02.40	2.05 B
11	3	2	PFEIFER Evie	TEX	1999	0.78	29.17	1:00.52	1:31.84	2:02.97	2.62 B
12	1	2	FRANCIS Riley	LAC	2003	0.73	28.74	59.65	1:30.89	2:03.01	2.66 B
13	3	6	SULLIVAN Erica	SAND	2000	0.66	29.13	1:00.17	1:31.35	2:03.58	3.23 B
14	1	6	McMURRAY Olivia	SWIM	2003	0.77	28.69	59.91	1:32.17	2:03.93	3.58 B
15	2	2	CROM Katie	MVN	2003	0.65	28.37	59.85	1:32.09	2:04.12	3.77 B
16	2	7	HINDS Natalie	ABSC	1993	0.67	28.20	59.45	1:31.44	2:04.27	3.92 B
17	2	1	SAUICKIE Addie	SYS	◆ 2006	0.71	28.68	1:00.08	1:32.39	2:04.47	4.12 R
18	1	1	McHUGH Ally	WA	1997	0.81	29.70	1:01.29	1:32.94	2:04.50	4.15 R
19	3	8	GRIMES Katie	SAND	◆ 2006	0.64	28.78	1:00.81	1:33.21	2:05.54	5.19
20	3	1	MANNION Natalie	SYS	◆ 2004	0.74	29.57	1:00.73	1:32.68	2:06.02	5.67
21	2	8	BRATTON Lisa	AGS	1996	0.69	28.73	1:01.17	1:33.87	2:07.20	6.85
22	1	7	GEER Margo	MVN	1992	0.66	29.15	1:01.33	1:34.12	2:07.30	6.95
	2	3	PASH Kelly	UN-ST	2001					DNS	

Official Timekeeping by Omega





2021 TYR Pro Swim Series

San Antonio, TX

January 14 - 17, 2021

Event 3

15 JAN 2021 - 9:00 AM

Women's 200m Freestyle

Heats

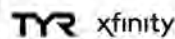
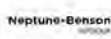
Results Summary

Event Number 3

Rank	Heat	Lane	Name	Club Code	Year of Birth	R.T.	50m	100m	150m	Time	Time Behind
------	------	------	------	-----------	---------------	------	-----	------	------	------	-------------

Legend:											
?	Involved in swim-off	A	Qualified for final A	AR	American Record	B				Qualified for final B	
CR	Championship Record	DNS	Did Not Start	OT	Trials Cut	R				Reserve	
R.T.	Reaction Time	WJ	World Junior Record	WR	World Record	♦				Junior swimmer	

Official Timekeeping by Omega





2021 TYR Pro Swim Series

San Antonio, TX

January 14 - 17, 2021

Event 4

15 JAN 2021 - 11:38 AM

Men's 200m Freestyle

Heats

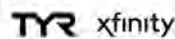
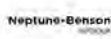
Results Summary

Event Number 4

	Record	Splits			Name	NAT Code	Location	Date
WR	1:42.00	24.23	50.12	1:16.30	BIEDERMANN Paul	GER	Rome (ITA)	28 JUL 2009
AR	1:42.96	24.31	50.29	1:16.84	PHELPS Michael	USA	Beijing (CHN)	12 AUG 2008
CR	1:44.82				YANG Sun	JPN	Santa Clara (USA)	1 JAN 2016
WJ	1:46.13				WINNINGTON Elijah	AUS	Bisbane (AUS)	18 DEC 2018
OT	1:50.79				BEST TIME		omaha (USA)	

Rank	Heat	Lane	Name	Club Code	Year of Birth	R.T.	50m	100m	150m	Time	Time Behind
1	1	4	SMITH Kieran	UN-FL	2000	0.67	25.58	53.61	1:21.92	1:48.46	A
2	1	3	FOSTER Carson	TEX	2001	0.66	25.46	53.66	1:21.89	1:50.32	1.86 A
3	3	3	KIBLER Drew	TEX	2000	0.61	25.81	54.28	1:22.53	1:50.71	2.25 A
4	3	4	SELISKAR Andrew	CAL	1996	0.62	25.89	54.29	1:22.28	1:50.75	2.29 A
5	2	8	FOSTER Jake	TEX	2000	0.67	26.13	54.26	1:23.11	1:51.71	3.25 A
6	3	6	D'ARRIGO Mitch	GSC	1995	0.66	26.28	55.07	1:23.37	1:51.73	3.27 A
7	2	6	GROTHER Zane	BCH	1992	0.71	26.97	55.69	1:24.83	1:51.77	3.31 A
8	2	4	HAAS Townley	NOVA	1996	0.70	26.86	55.64	1:23.62	1:52.13	3.67 A
9	1	2	SANNEM Jake	TEX	1999	0.74	26.10	54.62	1:23.25	1:52.23	3.77 B
10	2	2	LITHERLAND Jay	DYNA	1995	0.73	26.15	55.43	1:23.66	1:52.38	3.92 B
11	1	6	DAHLGREN Jack	UN-MV	2000	0.62	26.10	54.77	1:23.54	1:52.57	4.11 B
12	2	3	THEALL Mark	TAMU	1998	0.64	26.00	55.67	1:24.44	1:52.76	4.30 B
13	3	1	PINFOLD Brett	SHAC	1995	0.71	26.55	55.22	1:24.33	1:52.87	4.41 B
14	3	7	KATZ Austin	TEX	1999	0.64	26.17	55.23	1:24.20	1:53.02	4.56 B
15	2	5	APPLE Zach	MVN	1997	0.62	26.78	55.44	1:24.51	1:53.19	4.73 B
16	3	8	JOHNSTON David	TEX	2001	0.70	26.53	55.63	1:24.63	1:53.42	4.96 B
17	3	5	FARRIS Dean	VS	1997	0.69	25.46	53.70	1:22.80	1:53.48	5.02 R
18	2	7	BENTZ Gunnar	DYNA	1996	0.75	26.97	55.68	1:24.90	1:53.52	5.06 R
19	1	8	CUSTER Liam	SYS	◆ 2004	0.65	22.28	55.32	1:24.82	1:53.67	5.21
20	1	7	RICHARDSON Steven	AGS	1995	0.66	26.11	54.46	1:23.83	1:53.79	5.33
21	1	5	ROONEY Maxime	PLS	1998	0.60	25.93	54.44	1:23.42	1:53.85	5.39
22	2	1	HEASLEY Ethan	TEX	2001	0.70	27.49	57.04	1:26.68	1:56.46	8.00
	1	1	KATZ Arik	VS	2001					DNS	

Official Timekeeping by Omega





2021 TYR Pro Swim Series

San Antonio, TX

January 14 - 17, 2021

Event 4

15 JAN 2021 - 11:38 AM

Men's 200m Freestyle

Heats

Results Summary

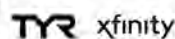
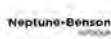
Event Number 4

Rank	Heat	Lane	Name	Club Code	Year of Birth	R.T.	50m	100m	150m	Time	Time Behind
	3	2	STEWART Sam	UN-MS	1997					DNS	

Legend:

A	Qualified for final A	AR	American Record	B	Qualified for final B	CR	Championship Record
DNS	Did Not Start	OT	Trials Cut	R	Reserve	R.T.	Reaction Time
WJ	World Junior Record	WR	World Record	♦	Junior swimmer		

Official Timekeeping by Omega





2021 TYR Pro Swim Series

San Antonio, TX

January 14 - 17, 2021

Event 5

15 JAN 2021 - 9:22 AM

Women's 100m Breaststroke

Heats

Results Summary

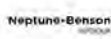
Event Number 5

	Record	Split	Name	NAT Code	Location	Date
WR	1:04.13	29.80	KING Lilly	USA	Budapest (HUN)	25 JUL 2017
AR	1:04.13	29.80	KING Lilly	USA	Budapest (HUN)	25 JUL 2017
CR	1:05.57		SONI Rebecca	USA	Charlotte (USA)	1 JAN 2011
WJ	1:05.39	30.48	MEILUTYTE Ruta	LTU	Nanjing (CHN)	20 AUG 2014
OT	1:10.99		BEST TIME		omaha (USA)	

Rank	Heat	Lane	Name	Club Code	Year of Birth	R.T.	50m	Time	Time Behind
1	2	4	KING Lilly	ISC	1997	0.66	31.88	1:08.19 36.31	A
2	2	5	SUMRALL Micah	GAME	1990	0.70	33.02	1:09.44 36.42	1.25 A
3	2	3	BAKER Kathleen	TE	1997	0.65	32.31	1:09.67 37.36	1.48 A
4	1	5	BERNHARDT Rachel	GAME	1995	0.70	33.04	1:09.89 36.85	1.70 A
5	1	4	GALAT Bethany	AGS	1995	0.59	32.80	1:09.94 37.14	1.75 A
6	1	3	YEGHER Jaycee	VS	1999	0.69	32.51	1:10.56 38.05	2.37 A
7	1	6	WEBER Emma	TOPS	♦ 2004	0.67	32.80	1:11.14 38.34	2.95 A
8	1	2	ROBERTS Liz	GAME	1988	0.73	33.55	1:11.37 37.82	3.18 A
9	2	6	ANDREWS Ellie	WAC	2002	0.65	33.33	1:11.43 38.10	3.24 B
10	2	7	WEYANT Gracie	SYS	♦ 2005	0.67	34.56	1:12.20 37.64	4.01 B
11	2	2	BARKSDALE Emma	GAME	1997	0.68	34.69	1:12.44 37.75	4.25 B

Legend:							
A	Qualified for final A	AR	American Record	B	Qualified for final B	CR	Championship Record
OT	Trials Cut	R.T.	Reaction Time	WJ	World Junior Record	WR	World Record
♦	Junior swimmer						

Official Timekeeping by Omega





2021 TYR Pro Swim Series

San Antonio, TX

January 14 - 17, 2021

Event 6

15 JAN 2021 - 12:03 PM

Men's 100m Breaststroke

Heats

Results Summary

Event Number 6

	Record	Split	Name	NAT Code	Location	Date
WR	56.88	26.63	PEATY Adam	GBR	Gwangju (KOR)	21 JUL 2019
AR	58.64	27.41	CORDES Kevin	USA	Budapest (HUN)	23 JUL 2017
CR	58.86		PEATY Adam	USA	Indianapolis (USA)	1 JAN 2017
WJ	59.01	27.48	MARTINENGI Nicolo	ITA	Indianapolis (USA)	23 AUG 2017
OT	1:03.29		BEST TIME		omaha (USA)	

Rank	Heat	Lane	Name	Club Code	Year of Birth	R.T.	50m	Time	Time Behind
1	1	4	MILLER Cody	SAND	1992	0.67	28.65	1:01.20 32.55	A
2	1	5	FINK Nic	ABSC	1993	0.72	29.07	1:01.22 32.15	0.02 A
3	2	4	WILSON Andrew	ABSC	1993	0.64	28.90	1:01.79 32.89	0.59 A
4	2	6	LICON Will	TXLA	1994	0.70	29.40	1:01.81 32.41	0.61 A
5	2	3	CORDES Kevin	ABSC	1993	0.69	29.27	1:01.88 32.61	0.68 A
6	2	2	COPE Tommy	CW	1997	0.62	29.45	1:02.41 32.96	1.21 A
7	2	5	FINNERTY Ian	MVN	1996	0.67	29.42	1:02.87 33.45	1.67 A
8	1	6	CONO Ben	GAME	1996	0.71	29.20	1:03.43 34.23	2.23 A
9	2	7	SWANSON Charlie	CW	1998	0.66	30.38	1:03.72 33.34	2.52 B
10	1	7	STEWART Sam	UN-MS	1997	0.65	29.91	1:04.68 34.77	3.48 B
11	1	3	SCHEINFELD Charlie	TEX	1999	0.67		1:05.16 1:05.16	3.96 B
12	2	1	DEGRADO Paul	TEX	2001	0.64	30.57	1:06.38 35.81	5.18 B
13	1	1	EL DEMERDASH Yaseen	KCB	♦ 2003	0.62	33.05	1:12.49 39.44	11.29 B
	1	2	KALISZ Chase	ABSC	1994			DNS	

Legend:			
A	Qualified for final A	AR	American Record
DNS	Did Not Start	OT	Trials Cut
WR	World Record	♦	Junior swimmer
B	Qualified for final B	R.T.	Reaction Time
CR	Championship Record	WJ	World Junior Record

Official Timekeeping by Omega





2021 TYR Pro Swim Series

San Antonio, TX

January 14 - 17, 2021

Event 7

15 JAN 2021 - 9:38 AM

Women's 100m Butterfly

Heats

Results Summary

Event Number 7

	Record	Split	Name	NAT Code	Location	Date
WR	55.48	26.01	SJOESTROEM Sarah	SWE	Rio de Janeiro (BRA)	7 AUG 2016
AR	55.98	26.39	VOLLMER Dana	USA	London (GBR)	29 JUL 2012
CR	56.38		SJOSTROM Sarah	SWE	Austin (USA)	1 JAN 2016
WJ	56.46	26.37	OLEKSIK Penny	USA	Rio de Janeiro (BRA)	7 AUG 2016
OT	1:00.69		BEST TIME		omaha (USA)	

Rank	Heat	Lane	Name	Club Code	Year of Birth	R.T.	50m	Time	Time Behind
1	1	4	BRAY Olivia	UN-ST	2001	0.69	27.56	59.29 31.73	A
2	2	4	SMITH Regan	RIPT	2002	0.68	28.08	59.32 31.24	0.03 A
3	2	3	NELSON Beata	WA	1998	0.75	28.20	1:00.07 31.87	0.78 A
4	2	6	GINGRICH Leah	HURR	1990	0.72	28.63	1:00.48 31.85	1.19 A
5	1	2	STICKLEN Emma	TEX	2002	0.66	28.25	1:00.69 32.44	1.40 A
6	2	2	BACON Phoebe	NCAP	2002	0.71	28.35	1:01.09 32.74	1.80 A
7	1	6	IVEY Isabel	UN-PC	2001	0.71	28.68	1:01.61 32.93	2.32 A
8	1	7	SIMS Bella	SAND	♦ 2005	0.56	28.88	1:01.72 32.84	2.43 A
9	1	5	HINDS Natalie	ABSC	1993	0.68	28.36	1:01.75 33.39	2.46 B
10	2	1	GALAT Bethany	AGS	1995	0.61	29.01	1:02.05 33.04	2.76 B
11	2	5	COMERFORD Mallory	CARD	1997	0.68	29.22	1:02.14 32.92	2.85 B
12	2	7	COOPER Grace	TEX	2002	0.67	28.83	1:03.27 34.44	3.98 B
13	1	1	STADDEN Isabelle	UN-PC	2002	0.65	29.46	1:04.17 34.71	4.88 B
	1	3	PASH Kelly	UN-ST	2001			DNS	

Legend:			
A	Qualified for final A	AR	American Record
DNS	Did Not Start	OT	Trials Cut
WR	World Record	♦	Junior swimmer
B	Qualified for final B	R.T.	Reaction Time
CR	Championship Record	WJ	World Junior Record

Official Timekeeping by Omega





2021 TYR Pro Swim Series

San Antonio, TX

January 14 - 17, 2021

Event 8

15 JAN 2021 - 12:15 PM

Men's 100m Butterfly

Heats

Results Summary

Event Number 8

	Record	Split	Name	NAT Code	Location	Date
WR	49.50	22.83	DRESSEL Caeleb	USA	Gwangju (KOR)	26 JUL 2019
AR	49.50	22.83	DRESSEL Caeleb	USA	Gwangju (KOR)	26 JUL 2019
CR	51.00		CONGER Jack	USA	Atlanta (USA)	1 JAN 2018
WJ	50.62	23.85	MILAK Kristof	HUN	Budapest (HUN)	29 JUL 2017
OT	54.19		BEST TIME		omaha (USA)	

Rank	Heat	Lane	Name	Club Code	Year of Birth	R.T.	50m	Time	Time Behind
1	2	3	CASAS Shaine	TAMU	1999	0.63	24.15	51.91 27.76	A
2	1	3	KOVAC Danny	UN-MV	2000	0.62	24.50	53.23 28.73	1.32 A
3	3	5	SMACHLO Miles	CW	1998	0.64	25.07	53.31 28.24	1.40 A
4	2	4	SELISKAR Andrew	CAL	1996	0.62	25.15	53.60 28.45	1.69 A
5	1	4	SHIELDS Tom	CAL	1991	0.73	24.83	53.75 28.92	1.84 A
6	1	5	MURPHY Ryan	CAL	1995	0.61	25.12	53.83 28.71	1.92 A
7	3	3	HELD Ryan	NYAC	1995	0.64	24.89	53.98 29.09	2.07 A
8	2	5	HARTING Zach	CARD	1997	0.63	25.36	54.04 28.68	2.13 A
9	3	4	ROONEY Maxime	PLS	1998	0.63	25.33	54.49 29.16	2.58 B
10	3	6	BOHMAN Bryce	PW	1990	0.68	25.64	55.07 29.43	3.16 B
11	2	2	CRANE Cole	TEX	2000	0.62	25.80	55.31 29.51	3.40 B
12	2	6	LILE Nathan	GAME	1994	0.64	25.44	55.47 30.03	3.56 B
13	3	2	DILLMANN Alex	FMC	1997	0.72	25.57	55.81 30.24	3.90 B
14	2	7	HARDER Ethan	TEX	2000	0.64	26.06	55.90 29.84	3.99 B
15	1	2	DAHLGREN Jack	UN-MV	2000	0.61	25.95	56.19 30.24	4.28 B
16	1	6	KATZ Austin	TEX	1999	0.67	26.16	56.96 30.80	5.05 B
17	1	7	GELFAND David	USAR	1998	0.72	32.04	1:08.07 36.03	16.16 R
	3	7	STAKA Chris	TEX	1998			DNS	

Legend:			
A	Qualified for final A	AR	American Record
DNS	Did Not Start	OT	Trials Cut
WJ	World Junior Record	WR	World Record
B	Qualified for final B	R	Reserve
CR	Championship Record	R.T.	Reaction Time

Official Timekeeping by Omega





2021 TYR Pro Swim Series

San Antonio, TX

January 14 - 17, 2021

Event 9

15 JAN 2021 - 9:54 AM

Women's 400m Individual Medley

Heats

Results Summary

Event Number 9

	Record	Splits			Name	NAT Code	Location	Date
WR	4:26.36	1:00.91	2:08.39	3:24.50	HOSSZU Katinka	HUN	Rio de Janeiro (BRA)	6 AUG 2016
AR	4:31.12	1:03.69	2:13.33	3:28.65	HOFF Katie	USA	Omaha, NE (USA)	29 JUN 2008
CR	4:31.07	1:01.99	2:10.88	3:29.25	HOSSZU Katinka	HUN	Santa Clara (USA)	19 JUN 2015
WJ	4:35.94				YITING Yu	CHN	Shijiazhuang City (CHN)	31 DEC 2020
OT	4:51.79				BEST TIME		omaha (USA)	

Rank	Heat	Lane	Name	Club Code	Year of Birth	R.T.	Time	Time Behind
1	2	4	WEYANT Emma	SYS	2001	0.81	4:41.92	A
	50m 30.67	100m 1:04.73	150m 1:41.69	200m 2:17.30	250m 2:57.34	300m 3:38.33	350m 4:10.96	
		34.06	36.96	35.61	40.04	40.99	32.63	30.96
2	2	5	McHUGH Ally	WA	1997	0.80	4:42.62	0.70 A
	50m 30.80	100m 1:05.11	150m 1:42.56	200m 2:18.26	250m 2:58.63	300m 3:38.73	350m 4:11.41	
		34.31	37.45	35.70	40.37	40.10	32.68	31.21
3	1	4	COX Madisyn	TXLA	1995	0.71	4:47.90	5.98 A
	50m 30.60	100m 1:05.71	150m 1:42.93	200m 2:19.93	250m 3:00.39	300m 3:41.21	350m 4:15.21	
		35.11	37.22	37.00	40.46	40.82	34.00	32.69
4	1	5	PFEIFER Evie	TEX	1999	0.77	4:48.34	6.42 A
	50m 30.68	100m 1:06.03	150m 1:44.39	200m 2:21.24	250m 3:01.95	300m 3:42.71	350m 4:16.16	
		35.35	38.36	36.85	40.71	40.76	33.45	32.18
5	2	6	KOZAN Justina	MVN	2003	0.69	4:50.97	9.05 A
	50m 30.72	100m 1:05.77	150m 1:43.95	200m 2:22.03	250m 3:04.33	300m 3:46.50	350m 4:20.32	
		35.05	38.18	38.08	42.30	42.17	33.82	30.65
6	1	3	ANDERSON Haley	MVN	1991	0.80	4:52.27	10.35 A
	50m 30.41	100m 1:04.44	150m 1:43.40	200m 2:21.00	250m 3:02.54	300m 3:45.35	350m 4:19.34	
		34.03	38.96	37.60	41.54	42.81	33.99	32.93
7	2	3	BARKSDALE Emma	GAME	1997	0.73	4:53.59	11.67 A
	50m 31.04	100m 1:05.72	150m 1:43.54	200m 2:22.27	250m 3:03.49	300m 3:46.94	350m 4:20.84	
		34.68	37.82	38.73	41.22	43.45	33.90	32.75
8	2	2	GRIMES Katie	SAND	♦ 2006	0.61	4:53.65	11.73 A
	50m 30.66	100m 1:06.54	150m 1:42.46	200m 2:18.18	250m 3:01.95	300m 3:48.33	350m 4:20.70	
		35.88	35.92	35.72	43.77	46.38	32.37	32.95
9	1	2	CROM Katie	MVN	2003	0.67	4:57.81	15.89 B
	50m 29.81	100m 1:04.69	150m 1:44.05	200m 2:21.53	250m 3:06.25	300m 3:51.09	350m 4:24.74	
		34.88	39.36	37.48	44.72	44.84	33.65	33.07
10	1	6	McMURRAY Olivia	SWIM	2003	0.80	4:57.92	16.00 B
	50m 31.28	100m 1:07.13	150m 1:46.71	200m 2:25.50	250m 3:08.21	300m 3:51.34	350m 4:25.70	
		35.85	39.58	38.79	42.71	43.13	34.36	32.22
11	2	7	MATTES Michaela	SYS	♦ 2005	0.80	4:58.96	17.04 B
	50m 30.41	100m 1:05.36	150m 1:43.03	200m 2:20.46	250m 3:06.91	300m 3:53.13	350m 4:26.64	
		34.95	37.67	37.43	46.45	46.22	33.51	32.32
12	1	7	SULLIVAN Erica	SAND	2000	0.66	4:59.96	18.04 B
	50m 31.25	100m 1:06.02	150m 1:44.09	200m 2:20.26	250m 3:07.77	300m 3:56.22	350m 4:28.16	
		34.77	38.07	36.17	47.51	48.45	31.94	31.80

Legend:	A Qualified for final A	AR American Record	B Qualified for final B	CR Championship Record
OT Trials Cut	R.T. Reaction Time	WJ World Junior Record	WR World Record	
♦ Junior swimmer				

Official Timekeeping by Omega





2021 TYR Pro Swim Series

San Antonio, TX

January 14 - 17, 2021

Event 10

15 JAN 2021 - 12:34 PM

Men's 400m Individual Medley

Heats

Results Summary

Event Number 10

	Record	Splits			Name	NAT Code	Location	Date
WR	4:03.84	54.92	1:56.49	3:07.05	PHELPS Michael	USA	Beijing (CHN)	10 AUG 2008
AR	4:03.84	54.92	1:56.49	3:07.05	PHELPS Michael	USA	Beijing (CHN)	10 AUG 2008
CR	4:08.92				KALISZ Chase	USA	Atlanta (USA)	1 JAN 2018
WJ	4:11.93	57.49	2:01.54	3:12.12	PAPASTAMOS Apostolos	GRE	Budapest (HUN)	24 AUG 2019
OT	4:25.99				BEST TIME		omaha (USA)	

Rank	Heat	Lane	Name	Club Code	Year of Birth	R.T.	Time	Time Behind
1	1	3	KALISZ Chase	ABSC	1994	0.71	4:24.72	Q
	50m	26.76	100m 57.86 31.10	150m 1:32.58 34.72	200m 2:06.54 33.96	250m 2:43.69 37.15	300m 3:21.02 37.33	350m 3:53.39 32.37
2	1	2	FOSTER Jake	TEX	2000	0.71	4:27.88	3.16 Q
	50m	27.85	100m 59.75 31.90	150m 1:35.84 36.09	200m 2:11.54 35.70	250m 2:47.00 35.46	300m 3:24.10 37.10	350m 3:56.31 32.21
3	1	1	JOHNSTON David	TEX	2001	0.69	4:29.47	4.75 Q
	50m	28.40	100m 1:01.38 32.98	150m 1:37.13 35.75	200m 2:11.48 34.35	250m 2:49.77 38.29	300m 3:28.46 38.69	350m 3:59.58 31.12
4	1	8	GUSEV Alexander	SYS	2001	0.71	4:29.88	5.16 Q
	50m	28.25	100m 1:00.35 32.10	150m 1:35.86 35.51	200m 2:11.13 35.27	250m 2:49.29 38.16	300m 3:27.67 38.38	350m 3:59.42 31.75
5	1	4	LITHERLAND Jay	DYNA	1995	0.76	4:30.22	5.50 Q
	50m	27.74	100m 1:00.20 32.46	150m 1:35.42 35.22	200m 2:08.83 33.41	250m 2:47.59 38.76	300m 3:26.81 39.22	350m 3:59.18 32.37
6	1	5	SWANSON Charlie	CW	1998	0.69	4:32.80	8.08 Q
	50m	27.45	100m 59.73 32.28	150m 1:35.70 35.97	200m 2:10.95 35.25	250m 2:48.51 37.56	300m 3:27.77 39.26	350m 4:01.06 33.29
7	1	7	VINES Braden	TEX	1999	0.61	4:44.43	19.71 Q
	50m	28.37	100m 1:00.99 32.62	150m 1:38.07 37.08	200m 2:15.47 37.40	250m 2:49.74 34.27	300m 3:35.70 45.96	350m 4:10.66 34.96
	1	6	FOSTER Carson	TEX	2001		DNS	

Legend:							
AR	American Record	CR	Championship Record	DNS	Did Not Start	OT	Trials Cut
Q	Qualified for next phase	R.T.	Reaction Time	WJ	World Junior Record	WR	World Record

Official Timekeeping by Omega





2021 TYR Pro Swim Series

San Antonio, TX

January 14 - 17, 2021

Event 303

15 JAN 2021 - 10:45 AM

Women's 200m Freestyle

Heats Swim-off

Results

Event Number 3

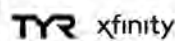
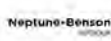
	Record	Splits			Name	NAT Code	Location	Date
WR	1:52.98	27.34	55.60	1:24.38	PELLEGRINI Federica	ITA	Rome (ITA)	29 JUL 2009
AR	1:53.61	27.18	55.38	1:24.35	SCHMITT Allison	USA	London (GBR)	31 JUL 2012
CR	1:54.43				LEDECKY Katie	USA	Austin (USA)	1 JAN 2016
WJ	1:54.81				RUCK Taylor	USA	Gold Coast (AUS)	5 APR 2018
OT	2:01.69				BEST TIME		omaha (USA)	

Rank	Lane	Name	Club Code	R.T.	50m	100m	150m	Time	Time Behind
1	4	SMOLIGA Olivia	ABSC	0.69	(1) 27.28	(1) 57.69 30.41	(1) 1:28.79 31.10	2:01.47	
2	5	IVEY Isabel	UN-PC	0.72	(2) 27.55	(2) 58.00 30.45	(2) 1:29.72 31.72	2:02.46	0.99 32.74

Legend:

AR American Record **CR** Championship Record **OT** Trials Cut **R.T.** Reaction Time
WJ World Junior Record **WR** World Record

Official Timekeeping by Omega





2021 TYR Pro Swim Series

San Antonio, TX

January 14 - 17, 2021

Event 103

15 JAN 2021 - 6:00 PM

Women's 200m Freestyle

Final

Results

Event Number 3

	Record	Splits			Name	NAT Code	Location	Date
WR	1:52.98	27.34	55.60	1:24.38	PELLEGRINI Federica	ITA	Rome (ITA)	29 JUL 2009
AR	1:53.61	27.18	55.38	1:24.35	SCHMITT Allison	USA	London (GBR)	31 JUL 2012
CR	1:54.43				LEDECKY Katie	USA	Austin (USA)	1 JAN 2016
WJ	1:54.81				RUCK Taylor	USA	Gold Coast (AUS)	5 APR 2018
OT	2:01.69				BEST TIME		omaha (USA)	

Final

Rank	Lane	Name	Club Code	R.T.	50m	100m	150m	Time	Time Behind
1	4	IVEY Isabel	UN-PC	0.72	(1) 28.06	(1) 58.24 30.18	(1) 1:28.92 30.68	2:00.24 31.32	
2	1	CROM Katie	MVN	0.68	(2) 28.31	(3) 59.57 31.26	(3) 1:30.81 31.24	2:01.67 30.86	1.43
3	5	COMERFORD Mallory	CARD	0.69	(3) 28.73	(2) 59.21 30.48	(2) 1:30.63 31.42	2:02.29 31.66	2.05
4	3	PFEIFER Evie	TEX	0.78	(5) 28.89	(4) 1:00.34 31.45	(4) 1:31.12 30.78	2:03.04 31.92	2.80
5	2	SULLIVAN Erica	SAND	0.70	(6) 28.98	(5) 1:00.40 31.42	(5) 1:32.20 31.80	2:03.85 31.65	3.61
6	6	FRANCIS Riley	LAC	0.74	(8) 29.47	(7) 1:00.90 31.43	(7) 1:33.10 32.20	2:04.09 30.99	3.85
7	7	McMURRAY Olivia	SWIM	0.77	(7) 29.38	(8) 1:01.29 31.91	(8) 1:33.38 32.09	2:04.25 30.87	4.01
8	8	SAUICKIE Addie	SYS	0.72	(4) 28.85	(6) 1:00.46 31.61	(6) 1:32.29 31.83	2:04.36 32.07	4.12

Final

Rank	Lane	Name	Club Code	R.T.	50m	100m	150m	Time	Time Behind
1	3	COX Madisyn	TXLA	0.68	(4) 28.01	(4) 58.33 30.32	(2) 1:28.67 30.34	1:59.42 30.75	
2	4	SMITH Regan	RIPT	0.73	(3) 27.84	(3) 57.97 30.13	(3) 1:28.68 30.71	1:59.49 30.81	0.07
3	8	SMOLIGA Olivia	ABSC	0.68	(1) 27.16	(1) 57.46 30.30	(1) 1:28.61 31.15	1:59.91 31.30	0.49
4	6	SIMS Bella	SAND	0.59	(5) 28.12	(5) 58.57 30.45	(6) 1:30.07 31.50	2:00.21 30.14	0.79
5	5	WEYANT Emma	SYS	0.76	(7) 28.63	(6) 58.98 30.35	(5) 1:29.90 30.92	2:00.38 30.48	0.96
6	1	MARGALIS Melanie	SPA-FL	0.69	(8) 28.67	(8) 59.72 31.05	(7) 1:30.62 30.90	2:01.14 30.52	1.72
7	2	WEITZEIL Abbey	CAL	0.66	(2) 27.29	(2) 57.95 30.66	(4) 1:28.99 31.04	2:01.74 32.75	2.32
8	7	KOZAN Justina	MVN	0.67	(6) 28.47	(7) 59.20 30.73	(8) 1:31.08 31.88	2:02.21 31.13	2.79

Legend:

AR American Record **CR** Championship Record **OT** Trials Cut **R.T.** Reaction Time
WJ World Junior Record **WR** World Record

Official Timekeeping by Omega





2021 TYR Pro Swim Series

San Antonio, TX

January 14 - 17, 2021

Event 104 15 JAN 2021 - 6:10 PM

Men's 200m Freestyle

Final

Results

Event Number 4

	Record	Splits			Name	NAT Code	Location	Date
WR	1:42.00	24.23	50.12	1:16.30	BIEDERMANN Paul	GER	Rome (ITA)	28 JUL 2009
AR	1:42.96	24.31	50.29	1:16.84	PHELPS Michael	USA	Beijing (CHN)	12 AUG 2008
CR	1:44.82				YANG Sun	JPN	Santa Clara (USA)	1 JAN 2016
WJ	1:46.13				WINNINGTON Elijah	AUS	Bisbane (AUS)	18 DEC 2018
OT	1:50.79				BEST TIME		omaha (USA)	

Final

Rank	Lane	Name	Club Code	R.T.	50m	100m	150m	Time	Time Behind
1	4	LITHERLAND Jay	DYNA	0.75	(6) 26.35	(2) 54.89 28.54	(2) 1:23.48 28.59	1:52.40	
2	6	PINFOLD Brett	SHAC	0.76	(5) 26.23	(5) 55.15 28.92	(4) 1:24.33 29.18	1:52.86	0.46
3	2	APPLE Zach	MVN	0.65	(4) 26.07	(6) 55.17 29.10	(3) 1:23.79 28.62	1:53.03	0.63
4	5	DAHLGREN Jack	UN-MV	0.63	(2) 25.75	(1) 54.34 28.59	(1) 1:23.34 29.00	1:53.31	0.91
5	8	CUSTER Liam	SYS	0.67	(1) 22.14	(4) 55.12 32.98	(7) 1:24.82 29.70	1:53.73	1.33
6	7	FARRIS Dean	VS	0.69	(3) 25.83	(3) 54.97 29.14	(5) 1:24.59 29.62	1:54.11	1.71
7	1	BENTZ Gunnar	DYNA	0.74	(7) 26.83	(8) 56.05 29.22	(8) 1:25.53 29.48	1:54.53	2.13
8	3	THEALL Mark	TAMU	0.66	()	(7) 55.18 55.18	(6) 1:24.65 29.47	1:54.90	2.50

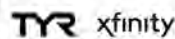
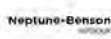
Final

Rank	Lane	Name	Club Code	R.T.	50m	100m	150m	Time	Time Behind
1	4	SMITH Kieran	UN-FL	0.69	(1) 25.13	(1) 52.50 27.37	(1) 1:19.75 27.25	1:47.36	
2	1	HAAS Townley	NOVA	0.70	(4) 25.63	(3) 53.15 27.52	(3) 1:20.88 27.73	1:48.81	1.45
3	7	GROTHER Zane	BCH	0.69	(6) 26.13	(6) 54.18 28.05	(6) 1:22.33 28.15	1:48.88	1.52
4	5	FOSTER Carson	TEX	0.64	(2) 25.23	(2) 52.66 27.43	(2) 1:20.30 27.64	1:49.12	1.76
5	6	SELISKAR Andrew	CAL	0.66	(5) 25.81	(5) 53.72 27.91	(4) 1:21.48 27.76	1:50.32	2.96
6	3	KIBLER Drew	TEX	0.59	(3) 25.46	(4) 53.39 27.93	(5) 1:21.76 28.37	1:50.41	3.05
7	2	D'ARRIGO Mitch	GSC	0.69	(8) 26.34	(7) 54.46 28.12	(7) 1:22.45 27.99	1:51.14	3.78
8	8	SANNEM Jake	TEX	0.76	(7) 26.27	(8) 54.98 28.71	(8) 1:24.04 29.06	1:53.58	6.22

Legend:

AR	American Record	CR	Championship Record	OT	Trials Cut	R.T.	Reaction Time
WJ	World Junior Record	WR	World Record				

Official Timekeeping by Omega





2021 TYR Pro Swim Series

San Antonio, TX

January 14 - 17, 2021

Event 105 15 JAN 2021 - 6:20 PM

Women's 100m Breaststroke

Final

Results

Event Number 5

	Record	Split	Name	NAT Code	Location	Date
WR	1:04.13	29.80	KING Lilly	USA	Budapest (HUN)	25 JUL 2017
AR	1:04.13	29.80	KING Lilly	USA	Budapest (HUN)	25 JUL 2017
CR	1:05.57		SONI Rebecca	USA	Charlotte (USA)	1 JAN 2011
WJ	1:05.39	30.48	MEILUTYTE Ruta	LTU	Nanjing (CHN)	20 AUG 2014
OT	1:10.99		BEST TIME		omaha (USA)	

Final

Rank	Lane	Name	Club Code	R.T.	50m	Time	Time Behind
1	4	ANDREWS Ellie	WAC	0.67	(1) 32.67	1:11.41 38.74	
2	5	WEYANT Gracie	SYS	0.72	(3) 34.38	1:12.59 38.21	1.18
3	3	BARKSDALE Emma	GAME	0.71	(2) 34.27	1:13.06 38.79	1.65

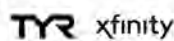
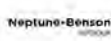
Final

Rank	Lane	Name	Club Code	R.T.	50m	Time	Time Behind
1	4	KING Lilly	ISC	0.66	(1) 31.42	1:07.14 35.72	
2	3	BAKER Kathleen	TE	0.63	(2) 31.82	1:08.44 36.62	1.30
3	6	BERNHARDT Rachel	GAME	0.69	(5) 32.78	1:09.00 36.22	1.86
4	5	SUMRALL Micah	GAME	0.73	(4) 32.61	1:09.06 36.45	1.92
5	2	GALAT Bethany	AGS	0.61	(3) 32.34	1:09.42 37.08	2.28
6	7	YEGHER Jaycee	VS	0.67	(7) 33.24	1:10.12 36.88	2.98
7	1	WEBER Emma	TOPS	0.69	(6) 33.01	1:10.34 37.33	3.20
8	8	ROBERTS Liz	GAME	0.74	(8) 34.11	1:11.68 37.57	4.54

Legend:

AR	American Record	CR	Championship Record	OT	Trials Cut	R.T.	Reaction Time
WJ	World Junior Record	WR	World Record				

Official Timekeeping by Omega





2021 TYR Pro Swim Series

San Antonio, TX

January 14 - 17, 2021

Event 106

15 JAN 2021 - 6:29 PM

Men's 100m Breaststroke

Final

Results

Event Number 6

	Record	Split	Name	NAT Code	Location	Date
WR	56.88	26.63	PEATY Adam	GBR	Gwangju (KOR)	21 JUL 2019
AR	58.64	27.41	CORDES Kevin	USA	Budapest (HUN)	23 JUL 2017
CR	58.86		PEATY Adam	USA	Indianapolis (USA)	1 JAN 2017
WJ	59.01	27.48	MARTINENGI Nicolo	ITA	Indianapolis (USA)	23 AUG 2017
OT	1:03.29		BEST TIME		omaha (USA)	

Final

Rank	Lane	Name	Club Code	R.T.	50m	Time	Time Behind
1	5	SCHEINFELD Charlie	TEX	0.66	(1) 30.00	1:03.81 33.81	
2	4	STEWART Sam	UN-MS	0.68	(2) 30.51	1:04.87 34.36	1.06
3	3	DEGRADO Paul	TEX	0.66	(3) 30.77	1:05.48 34.71	1.67
4	6	EL DEMERDASH Yaseen	KCB	0.59	(4) 32.97	1:12.23 39.26	8.42

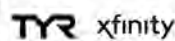
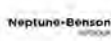
Final

Rank	Lane	Name	Club Code	R.T.	50m	Time	Time Behind
1	5	FINK Nic	ABSC	0.72	(2) 28.81	1:00.84 32.03	
2	4	MILLER Cody	SAND	0.65	(3) 28.84	1:01.42 32.58	0.58
3	6	LICON Will	TXLA	0.69	(4) 29.09	1:01.64 32.55	0.80
4	2	CORDES Kevin	ABSC	0.70	()	1:01.83 1:01.83	0.99
5	7	COPE Tommy	CW	0.62	(5) 30.53	1:02.26 31.73	1.42
6	3	WILSON Andrew	ABSC	0.63	()	1:02.44 1:02.44	1.60
7	1	FINNERTY Ian	MVN	0.66	(1) 28.80	1:03.17 34.37	2.33
8	8	CONO Ben	GAME	0.69	()	1:03.58 1:03.58	2.74

Legend:

AR	American Record	CR	Championship Record	OT	Trials Cut	R.T.	Reaction Time
WJ	World Junior Record	WR	World Record				

Official Timekeeping by Omega





2021 TYR Pro Swim Series

San Antonio, TX

January 14 - 17, 2021

Event 107

15 JAN 2021 - 6:37 PM

Women's 100m Butterfly

Final

Results

Event Number 7

	Record	Split	Name	NAT Code	Location	Date
WR	55.48	26.01	SJOESTROEM Sarah	SWE	Rio de Janeiro (BRA)	7 AUG 2016
AR	55.98	26.39	VOLLMER Dana	USA	London (GBR)	29 JUL 2012
CR	56.38		SJOSTROM Sarah	SWE	Austin (USA)	1 JAN 2016
WJ	56.46	26.37	OLEKSIK Penny	USA	Rio de Janeiro (BRA)	7 AUG 2016
OT	1:00.69		BEST TIME		omaha (USA)	

Final

Rank	Lane	Name	Club Code	R.T.	50m	Time	Time Behind
1	4	HINDS Natalie	ABSC	0.66	(1) 27.39	1:00.26 32.87	
2	5	GALAT Bethany	AGS	0.61	(2) 28.63	1:01.93 33.30	1.67
3	6	COOPER Grace	TEX	0.67	(3) 28.78	1:02.36 33.58	2.10
4	3	COMERFORD Mallory	CARD	0.68	(4) 28.98	1:02.44 33.46	2.18
5	2	STADDEN Isabelle	UN-PC	0.66	(5) 29.16	1:03.77 34.61	3.51

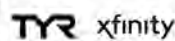
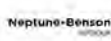
Final

Rank	Lane	Name	Club Code	R.T.	50m	Time	Time Behind
1	5	SMITH Regan	RIPT	0.70	(1) 27.35	58.55 31.20	
2	4	BRAY Olivia	UN-ST	0.69	(2) 27.50	59.16 31.66	0.61
3	3	NELSON Beata	WA	0.75	(3) 27.95	59.44 31.49	0.89
4	6	GINGRICH Leah	HURR	0.71	(6) 28.19	59.99 31.80	1.44
5	7	BACON Phoebe	NCAP	0.68	(7) 28.62	1:00.54 31.92	1.99
6	1	IVEY Isabel	UN-PC	0.74	(4) 28.02	1:00.75 32.73	2.20
7	8	SIMS Bella	SAND	0.57	(8) 28.68	1:01.19 32.51	2.64
8	2	STICKLEN Emma	TEX	0.65	(5) 28.10	1:01.36 33.26	2.81

Legend:

AR	American Record	CR	Championship Record	OT	Trials Cut	R.T.	Reaction Time
WJ	World Junior Record	WR	World Record				

Official Timekeeping by Omega





2021 TYR Pro Swim Series

San Antonio, TX

January 14 - 17, 2021

Event 108 15 JAN 2021 - 6:46 PM

Men's 100m Butterfly

Final

Results

Event Number 8

	Record	Split	Name	NAT Code	Location	Date
WR	49.50	22.83	DRESSEL Caeleb	USA	Gwangju (KOR)	26 JUL 2019
AR	49.50	22.83	DRESSEL Caeleb	USA	Gwangju (KOR)	26 JUL 2019
CR	51.00		CONGER Jack	USA	Atlanta (USA)	1 JAN 2018
WJ	50.62	23.85	MILAK Kristof	HUN	Budapest (HUN)	29 JUL 2017
OT	54.19		BEST TIME		omaha (USA)	

Final

Rank	Lane	Name	Club Code	R.T.	50m	Time	Time Behind
1	4	ROONEY Maxime	PLS	0.62	(1) 24.62	53.99 29.37	
2	3	CRANE Cole	TEX	0.61	(4) 25.54	54.37 28.83	0.38
3	5	BOHMAN Bryce	PW	0.70	(3) 25.47	54.74 29.27	0.75
4	7	HARDER Ethan	TEX	0.62	(5) 25.95	55.45 29.50	1.46
5	6	LILE Nathan	GAME	0.65	(2) 24.99	55.65 30.66	1.66
6	8	KATZ Austin	TEX	0.64	(8) 27.21	56.14 28.93	2.15
7	2	DILLMANN Alex	FMC	0.66	(7) 26.22	56.39 30.17	2.40
8	1	DAHLGREN Jack	UN-MV	0.58	(6) 26.06	56.59 30.53	2.60

Final

Rank	Lane	Name	Club Code	R.T.	50m	Time	Time Behind
1	4	CASAS Shaine	TAMU	0.62	(1) 23.75	51.94 28.19	
2	5	KOVAC Danny	UN-MV	0.61	(2) 24.25	52.84 28.59	0.90
3	3	SMACHLO Miles	CW	0.64	(3) 24.34	52.86 28.52	0.92
=4	7	MURPHY Ryan	CAL	0.59	(5) 24.93	53.53 28.60	1.59
=4	8	HARTING Zach	CARD	0.64	(8) 25.43	53.53 28.10	1.59
6	2	SHIELDS Tom	CAL	0.72	(6) 24.94	53.57 28.63	1.63
7	6	SELISKAR Andrew	CAL	0.63	(7) 25.04	53.62 28.58	1.68
8	1	HELD Ryan	NYAC	0.64	(4) 24.81	54.21 29.40	2.27

Legend:

AR American Record **CR** Championship Record **OT** Trials Cut **R.T.** Reaction Time
WJ World Junior Record **WR** World Record

Official Timekeeping by Omega





2021 TYR Pro Swim Series

San Antonio, TX

January 14 - 17, 2021

Event 109 15 JAN 2021 - 6:55 PM

Women's 400m Individual Medley

Final

Results

Event Number 9

	Record	Splits		Name	NAT Code	Location	Date
WR	4:26.36	1:00.91	2:08.39	3:24.50	HOSSZU Katinka	HUN Rio de Janeiro (BRA)	6 AUG 2016
AR	4:31.12	1:03.69	2:13.33	3:28.65	HOFF Katie	USA Omaha, NE (USA)	29 JUN 2008
CR	4:31.07	1:01.99	2:10.88	3:29.25	HOSSZU Katinka	HUN Santa Clara (USA)	19 JUN 2015
WJ	4:35.94				YITING Yu	CHN Shijiazhuang City (CHN)	31 DEC 2020
OT	4:51.79				BEST TIME	omaha (USA)	

Final

Rank	Lane	Name	Club Code	R.T.	Time	Time Behind
1	5	MATTES Michaela	SYS	0.78	4:52.94	
50m (1) 30.35	100m (1) 1:04.96 34.61	150m (1) 1:41.83 36.87	200m (1) 2:18.10 36.27	250m (1) 3:02.95 44.85	300m (2) 3:48.11 45.16	350m (1) 4:20.25 32.14
2	4	McMURRAY Olivia	SWIM	0.76	4:55.28	2.34
50m (2) 30.94	100m (2) 1:05.95 35.01	150m (2) 1:43.35 37.40	200m (2) 2:21.65 38.30	250m (2) 3:03.59 41.94	300m (1) 3:47.20 43.61	350m (2) 4:21.98 34.78

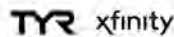
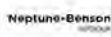
Final

Rank	Lane	Name	Club Code	R.T.	Time	Time Behind
1	5	McHUGH Ally	WA	0.79	4:41.90	
50m (2) 30.12	100m (1) 1:03.85 33.73	150m (1) 1:40.65 36.80	200m (1) 2:16.04 35.39	250m (1) 2:56.41 40.37	300m (1) 3:37.44 41.03	350m (1) 4:10.67 33.23
2	4	WEYANT Emma	SYS	0.81	4:43.57	1.67
50m (8) 30.85	100m (6) 1:05.69 34.84	150m (3) 1:42.20 36.51	200m (3) 2:18.22 36.02	250m (2) 2:58.49 40.27	300m (2) 3:40.09 41.60	350m (2) 4:12.36 32.27
3	3	PFEIFER Evie	TEX	0.79	4:46.81	4.91
50m (3) 30.18	100m (4) 1:05.04 34.86	150m (5) 1:42.80 37.76	200m (4) 2:19.23 36.43	250m (3) 2:59.79 40.56	300m (3) 3:41.53 41.74	350m (3) 4:14.49 32.96
4	2	ANDERSON Haley	MVN	0.79	4:49.11	7.21
50m (5) 30.29	100m (3) 1:04.53 34.24	150m (6) 1:43.67 39.14	200m (6) 2:21.79 38.12	250m (6) 3:02.94 41.15	300m (4) 3:44.78 41.84	350m (4) 4:16.96 32.18
5	1	GRIMES Katie	SAND	0.66	4:49.57	7.67
50m (4) 30.25	100m (5) 1:05.05 34.80	150m (2) 1:40.77 35.72	200m (2) 2:16.07 35.30	250m (4) 3:00.21 44.14	300m (5) 3:45.03 44.82	350m (5) 4:17.70 32.67
6	6	KOZAN Justina	MVN	0.69	4:52.40	10.50
50m (7) 30.84	100m (8) 1:06.77 35.93	150m (8) 1:45.87 39.10	200m (8) 2:24.72 38.85	250m (8) 3:06.05 41.33	300m (7) 3:48.88 42.83	350m (6) 4:21.32 32.44
7	8	CROM Katie	MVN	0.68	4:52.92	11.02
50m (1) 29.62	100m (2) 1:03.88 34.26	150m (4) 1:42.54 38.66	200m (5) 2:19.98 37.44	250m (7) 3:04.69 44.71	300m (8) 3:49.12 44.43	350m (8) 4:21.95 32.83
8	7	BARKSDALE Emma	GAME	0.77	4:53.22	11.32
50m (6) 30.79	100m (7) 1:06.12 35.33	150m (7) 1:44.76 38.64	200m (7) 2:22.26 37.50	250m (5) 3:01.40 39.14	300m (6) 3:47.28 45.88	350m (7) 4:21.42 34.14

Legend:

AR	American Record	CR	Championship Record	OT	Trials Cut	R.T.	Reaction Time
WJ	World Junior Record	WR	World Record				

Official Timekeeping by Omega





2021 TYR Pro Swim Series

San Antonio, TX

January 14 - 17, 2021

Event 110 15 JAN 2021 - 7:18 PM

Men's 400m Individual Medley

Final

Results

Event Number 10

	Record	Splits		Name	NAT Code	Location	Date
WR	4:03.84	54.92	1:56.49	3:07.05	PHELPS Michael	USA Beijing (CHN)	10 AUG 2008
AR	4:03.84	54.92	1:56.49	3:07.05	PHELPS Michael	USA Beijing (CHN)	10 AUG 2008
CR	4:08.92				KALISZ Chase	USA Atlanta (USA)	1 JAN 2018
WJ	4:11.93	57.49	2:01.54	3:12.12	PAPASTAMOS Apostolos	GRE Budapest (HUN)	24 AUG 2019
OT	4:25.99				BEST TIME	omaha (USA)	

Rank	Lane	Name	Club Code	R.T.	Time	Time Behind		
1	4	KALISZ Chase	ABSC	0.73	4:17.26			
50m (1)	26.58	100m (1) 57.68 31.10	150m (1) 1:30.78 33.10	200m (1) 2:04.04 33.26	250m (1) 2:39.66 35.62	300m (1) 3:16.58 36.92	350m (1) 3:47.80 31.22	29.46
2	2	LITHERLAND Jay	DYNA	0.75	4:18.24	0.98		
50m (4)	26.95	100m (4) 58.26 31.31	150m (2) 1:31.74 33.48	200m (2) 2:05.16 33.42	250m (2) 2:41.72 36.56	300m (2) 3:18.85 37.13	350m (2) 3:48.96 30.11	29.28
3	5	FOSTER Jake	TEX	0.69	4:21.37	4.11		
50m (3)	26.94	100m (2) 58.00 31.06	150m (3) 1:33.13 35.13	200m (4) 2:08.05 34.92	250m (4) 2:43.83 35.78	300m (3) 3:20.80 36.97	350m (3) 3:51.37 30.57	30.00
4	7	SWANSON Charlie	CW	0.69	4:23.26	6.00		
50m (2)	26.85	100m (3) 58.19 31.34	150m (4) 1:33.64 35.45	200m (3) 2:07.57 33.93	250m (5) 2:43.94 36.37	300m (4) 3:21.33 37.39	350m (4) 3:53.09 31.76	30.17
5	3	JOHNSTON David	TEX	0.70	4:25.03	7.77		
50m (5)	27.67	100m (6) 59.89 32.22	150m (5) 1:33.66 33.77	200m (5) 2:09.68 36.02	250m (6) 2:46.71 37.03	300m (5) 3:24.70 37.99	350m (5) 3:55.00 30.30	30.03
6	6	GUSEV Alexander	SYS	0.69	4:29.20	11.94		
50m (6)	27.76	100m (5) 59.68 31.92	150m (6) 1:35.39 35.71	200m (6) 2:10.99 35.60	250m (3) 2:41.94 30.95	300m (6) 3:27.41 45.47	350m (6) 3:55.93 28.52	33.27
7	1	VINES Braden	TEX	0.61	4:38.43	21.17		
50m (7)	27.96	100m (7) 1:00.03 32.07	150m (7) 1:36.16 36.13	200m (7) 2:12.38 36.22	250m (7) 2:50.97 38.59	300m (7) 3:31.96 40.99	350m (7) 4:05.47 33.51	32.96

Legend:

AR American Record **CR** Championship Record **OT** Trials Cut **R.T.** Reaction Time
WJ World Junior Record **WR** World Record

Official Timekeeping by Omega





2021 TYR Pro Swim Series

San Antonio, TX

January 14 - 17, 2021

Event 11

16 JAN 2021 - 9:00 AM

Women's 200m Butterfly

Heats

Results Summary

Event Number 11

	Record	Splits			Name	NAT Code	Location	Date
WR	2:01.81	27.19	58.08	1:30.20	LIU Zige	CHN	Jinan (CHN)	21 OCT 2009
AR	2:04.14	28.79	1:00.57	1:32.49	MOHLER Mary	USA	Roma (ITA)	29 JUL 2009
CR	2:06.76				ADAMS Cammile	USA	Austin (USA)	1 JAN 2012
WJ	2:06.29				HASEGAWA Suzuka	JPN	Aichi (JPN)	13 APR 2017
OT	2:14.59				BEST TIME		omaha (USA)	

Rank	Heat	Lane	Name	Club Code	Year of Birth	R.T.	50m	100m	150m	Time	Time Behind
1	2	4	SMITH Regan	RIPT	2002	0.73	29.57	1:03.34 33.77	1:37.43 34.09	2:12.06	A
2	2	5	GINGRICH Leah	HURR	1990	0.70	30.00	1:04.04 34.04	1:38.15 34.11	2:12.10	0.04 A
3	1	5	CROM Katie	MVN	2003	0.69	30.30	1:05.36 35.06	1:40.72 35.36	2:14.21	2.15 A
4	1	6	STICKLEN Emma	TEX	2002	0.70	30.10	1:04.34 34.24	1:40.31 35.97	2:15.49	3.43 A
5	1	3	ANDERSON Haley	MVN	1991	0.79	30.81	1:05.73 34.92	1:40.97 35.24	2:15.92	3.86 A
6	2	6	McHUGH Ally	WA	1997	0.79	31.35	1:05.64 34.29	1:41.29 35.65	2:17.07	5.01 A
7	1	4	KOZAN Justina	MVN	2003	0.70	30.71	1:06.03 35.32	1:41.65 35.62	2:17.94	5.88 A
8	2	7	MANNION Natalie	SYS	◆ 2004	0.74	31.44	1:06.45 35.01	1:43.12 36.67	2:19.58	7.52 A
9	1	2	SULLIVAN Erica	SAND	2000	0.65	31.63	1:07.32 35.69	1:43.03 35.71	2:19.86	7.80 B
10	1	7	MATTES Michaela	SYS	◆ 2005	0.80	31.15	1:06.68 35.53	1:44.56 37.88	2:23.71	11.65 B
	2	2	BARKSDALE Emma	GAME	1997					DNS	
	2	3	PASH Kelly	UN-ST	2001					DNS	

Legend:			
A	Qualified for final A	AR	American Record
DNS	Did Not Start	OT	Trials Cut
WR	World Record	◆	Junior swimmer
B	Qualified for final B	R.T.	Reaction Time
CR	Championship Record	WJ	World Junior Record

Official Timekeeping by Omega





2021 TYR Pro Swim Series

San Antonio, TX

January 14 - 17, 2021

Event 12

16 JAN 2021 - 11:52 AM

Men's 200m Butterfly

Heats

Results Summary

Event Number 12

	Record	Splits			Name	NAT Code	Location	Date
WR	1:50.73	24.66	52.88	1:21.57	MILAK Kristof	HUN	Gwangju (KOR)	24 JUL 2019
AR	1:51.51	24.76	52.88	1:21.93	PHELPS Michael	USA	Roma (ITA)	29 JUL 2009
CR	1:53.84	26.08	54.82	1:23.91	URLANDO Gianluca	USA	Clovis, CA (USA)	14 JUN 2019
WJ	1:52.71				MILAK Kristof	HUN	Debrecen (HUN)	28 MAR 2018
OT	2:01.19				BEST TIME		omaha (USA)	

Rank	Heat	Lane	Name	Club Code	Year of Birth	R.T.	50m	100m	150m	Time	Time Behind
1	2	2	FOSTER Carson	TEX	2001	0.68	29.04	57.05	1:29.33	1:59.55	A
2	1	4	SMACHLO Miles	CW	1998	0.65	26.04	56.41	1:27.43	1:59.83	0.28 A
3	1	6	LITHERLAND Jay	DYNA	1995	0.73	27.35	58.06	1:28.64	2:00.08	0.53 A
4	1	5	BENTZ Gunnar	DYNA	1996	0.75	27.08	57.66	1:28.73	2:00.13	0.58 A
5	2	4	HARTING Zach	CARD	1997	0.65	27.04	58.41	1:29.39	2:00.94	1.39 A
6	2	8	GROTHER Zane	BCH	1992	0.70	27.68	58.83	1:30.73	2:01.48	1.93 A
7	1	7	SELISKAR Andrew	CAL	1996	0.65	27.70	58.80	1:30.67	2:03.24	3.69 A
8	2	6	DILLMANN Alex	FMC	1997	0.70	27.95	59.80	1:32.43	2:04.15	4.60 A
9	2	5	SHIELDS Tom	CAL	1991	0.78	27.08	58.80	1:30.85	2:04.28	4.73 B
10	2	1	HARDER Ethan	TEX	2000	0.66	27.67	58.70	1:30.96	2:04.48	4.93 B
11	2	7	CRANE Cole	TEX	2000	0.61	27.87	59.00	1:31.68	2:04.90	5.35 B
12	1	3	DAHLGREN Jack	UN-MV	2000	0.60	27.28	58.73	1:30.86	2:05.45	5.90 B
13	1	8	GUSEV Alexander	SYS	2001	0.70	28.02	59.79	1:32.28	2:05.52	5.97 B
14	1	1	HEASLEY Ethan	TEX	2001	0.72	27.77	59.54	1:32.49	2:07.15	7.60 B
	1	2	FOSTER Jake	TEX	2000					DNS	
	2	3	KALISZ Chase	ABSC	1994					DNS	

Legend:	A Qualified for final A	AR American Record	B Qualified for final B	CR Championship Record
DNS Did Not Start	OT Trials Cut	R.T. Reaction Time	WJ World Junior Record	
WR World Record				

Official Timekeeping by Omega





2021 TYR Pro Swim Series

San Antonio, TX

January 14 - 17, 2021

Event 13

16 JAN 2021 - 9:18 AM

Women's 50m Freestyle

Heats

Results Summary

Event Number 13

	Record	Name	NAT Code	Location	Date
WR	23.67	SJOESTROEM Sarah	SWE	Budapest (HUN)	29 JUL 2017
AR	23.97	MANUEL Simone	USA	Budapest (HUN)	30 JUL 2017
CR	24.17	SJOSTROM Sarah	SWE	Austin (USA)	1 JAN 2016
WJ	24.21	IKEE Rikako	JPN	Tokyo (JPN)	3 APR 2018
OT	25.99	BEST TIME		omaha (USA)	

Rank	Heat	Lane	Name	Club Code	Year of Birth	R.T.	Time	Time Behind
1	2	4	WEITZEIL Abbey	CAL	1996	0.65	25.12	A
2	1	4	GEER Margo	MVN	1992	0.65	25.58	0.46 A
3	2	6	FANZ Casey	CARD	1998	0.67	25.74	0.62 A
4	2	5	SMOLIGA Olivia	ABSC	1994	0.69	25.79	0.67 A
5	2	3	HINDS Natalie	ABSC	1993	0.65	25.88	0.76 A
6	1	5	COMERFORD Mallory	CARD	1997	0.66	26.10	0.98 A
7	1	6	SPADONI Marina	UN-FL	1993	0.66	26.24	1.12 A
8	2	7	SIMS Bella	SAND	♦ 2005	0.58	26.33	1.21 A
9	2	2	FRANCIS Riley	LAC	2003	0.70	26.36	1.24 B
10	1	3	COOPER Grace	TEX	2002	0.65	26.46	1.34 B
11	1	2	BRAY Olivia	UN-ST	2001	0.70	27.00	1.88 B
12	1	7	ROBERTS Liz	GAME	1988	0.73	33.53	8.41 B

Legend:	A Qualified for final A	AR American Record	B Qualified for final B	CR Championship Record
OT Trials Cut	R.T. Reaction Time	WJ World Junior Record	WR World Record	
♦ Junior swimmer				

Official Timekeeping by Omega





2021 TYR Pro Swim Series

San Antonio, TX

January 14 - 17, 2021

Event 14

16 JAN 2021 - 12:10 PM

Men's 50m Freestyle

Heats

Results Summary

Event Number 14

	Record	Name	NAT Code	Location	Date
WR	20.91	CIELO FILHO Cesar	BRA	Sao Paulo (BRA)	18 DEC 2009
AR	21.04	DRESSEL Caeleb	USA	Budapest (HUN)	27 JUL 2017
CR	21.56	ADRIAN Nathan	USA	Minneapolis (USA)	1 JAN 2015
WJ	21.24	KOLESNIKOV Kliment	RUS	Copenhagen (DEN)	31 DEC 2017
OT	23.19	BEST TIME		omaha (USA)	

Rank	Heat	Lane	Name	Club Code	Year of Birth	R.T.	Time	Time Behind
1	3	4	APPLE Zach	MVN	1997	0.64	22.78	A
2	2	4	HELD Ryan	NYAC	1995	0.63	22.92	0.14 A
3	2	5	LILE Nathan	GAME	1994	0.64	23.04	0.26 A
=4	1	4	FARRIS Dean	VS	1997	0.66	23.06	0.28 A
=4	1	5	KRUEGER Daniel	TEX	1999	0.71	23.06	0.28 A
6	3	5	JACKSON Tate	TXLA	1997	0.69	23.28	0.50 A
7	1	3	KOVAC Danny	UN-MV	2000	0.60	23.32	0.54 A
8	2	3	ROONEY Maxime	PLS	1998	0.62	23.41	0.63 A
9	2	2	PINFOLD Brett	SHAC	1995	0.72	23.47	0.69 B
10	1	6	SANNEM Jake	TEX	1999	0.75	23.62	0.84 B
11	3	6	RICHARDSON Steven	AGS	1995	0.66	23.66	0.88 B
12	2	6	THEALL Mark	TAMU	1998	0.65	23.94	1.16 B
13	3	7	HILL Jamal	UPHL	1995	0.85	27.61	4.83 B
14	2	7	WILLIAMS Adin	UN-OR	2000	0.60	30.40	7.62 B
	1	2	STAKA Chris	TEX	1998		DNS	
	3	2	FINNERTY Ian	MVN	1996		DNS	
	3	3	MURPHY Ryan	CAL	1995		DNS	

Legend:	A Qualified for final A	AR American Record	B Qualified for final B	CR Championship Record
DNS Did Not Start	OT Trials Cut	R.T. Reaction Time	WJ World Junior Record	
WR World Record				

Official Timekeeping by Omega





2021 TYR Pro Swim Series

San Antonio, TX

January 14 - 17, 2021

Event 15

16 JAN 2021 - 9:33 AM

Women's 200m Breaststroke

Heats

Results Summary

Event Number 15

	Record	Splits		Name	NAT Code	Location	Date
WR	2:19.11	31.80	1:07.27	1:42.89	PEDERSEN Rikke	USA Barcelona (ESP)	1 AUG 2013
AR	2:19.59	32.49	1:08.10	1:43.95	SONI Rebecca	USA London (GBR)	2 AUG 2012
CR	2:20.77	33.08	1:08.87	1:44.90	LAZOR Annie	USA Bloomington (USA)	19 MAY 2019
WJ	2:19.64	32.10	1:07.59	1:43.52	GUNES Viktoria	TUR Singapore (SGP)	30 AUG 2015
OT	2:33.29				BEST TIME	omaha (USA)	

Rank	Heat	Lane	Name	Club Code	Year of Birth	R.T.	50m	100m	150m	Time	Time Behind
1	2	4	KING Lilly	ISC	1997	0.67	32.44	1:10.20 37.76	1:48.95 38.75	2:27.87	A
2	2	5	COX Madisyn	TXLA	1995	0.66	33.56	1:11.40 37.84	1:49.60 38.20	2:28.93	1.06 A
3	1	4	GALAT Bethany	AGS	1995	0.62	34.79	1:13.25 38.46	1:51.56 38.31	2:31.32	3.45 A
4	1	5	SUMRALL Micah	GAME	1990	0.71	34.81	1:14.35 39.54	1:53.61 39.26	2:32.16	4.29 A
5	1	3	BERNHARDT Rachel	GAME	1995	0.72	35.23	1:14.84 39.61	1:54.47 39.63	2:34.32	6.45 A
6	2	7	WEYANT Gracie	SYS	◆ 2005	0.71	35.63	1:15.25 39.62	1:55.18 39.93	2:35.26	7.39 A
7	1	6	YEGHER Jaycee	VS	1999	0.70	35.47	1:15.54 40.07	1:56.08 40.54	2:36.65	8.78 A
8	1	7	McHUGH Ally	WA	1997	0.80	36.63	1:16.40 39.77	1:56.88 40.48	2:36.68	8.81 A
9	2	2	BARKSDALE Emma	GAME	1997	0.71	35.54	1:15.40 39.86	1:56.26 40.86	2:37.35	9.48 B
10	2	6	ANDREWS Ellie	WAC	2002	0.69	35.03	1:15.38 40.35	1:55.57 40.19	2:37.54	9.67 B
11	1	2	WEBER Emma	TOPS	◆ 2004	0.69	36.02	1:17.36 41.34	1:57.63 40.27	2:39.91	12.04 B
	2	3	MARGALIS Melanie	SPA-FL	1991					DNS	

Legend:			
A	Qualified for final A	AR	American Record
DNS	Did Not Start	OT	Trials Cut
WR	World Record	◆	Junior swimmer
B	Qualified for final B	R.T.	Reaction Time
CR	Championship Record	WJ	World Junior Record

Official Timekeeping by Omega





2021 TYR Pro Swim Series

San Antonio, TX

January 14 - 17, 2021

Event 16

16 JAN 2021 - 12:27 PM

Men's 200m Breaststroke

Heats

Results Summary

Event Number 16

	Record	Splits			Name	NAT Code	Location	Date
WR	2:06.12	29.73	1:02.22	1:34.23	CHUPKOV Anton	RUS	Gwangju (KOR)	26 JUL 2019
AR	2:07.17	29.21	1:01.67	1:34.19	PRENOT Josh	USA	Omaha, NE (USA)	30 JUN 2016
CR	2:08.95				WILSON Andrew	USA	Atlanta (USA)	1 JAN 2018
WJ	2:07.35				QIN Haiyang	CHN	Tianjin (CHN)	1 SEP 2017
OT	2:17.89				BEST TIME		omaha (USA)	

Rank	Heat	Lane	Name	Club Code	Year of Birth	R.T.	50m	100m	150m	Time	Time Behind
1	1	5	MILLER Cody	SAND	1992	0.68	29.98	1:04.39 34.41	1:38.55 34.16	2:13.81 35.26	A
2	2	4	LICON Will	TXLA	1994	0.67	30.69	1:04.92 34.23	1:39.15 34.23	2:13.91 34.76	0.10 A
3	2	3	CORDES Kevin	ABSC	1993	0.68	30.33	1:04.99 34.66	1:39.00 34.01	2:13.94 34.94	0.13 A
4	2	5	FINK Nic	ABSC	1993	0.72	31.14	1:06.10 34.96	1:40.41 34.31	2:14.41 34.00	0.60 A
5	2	6	KALISZ Chase	ABSC	1994	0.72	31.04	1:06.00 34.96	1:40.84 34.84	2:15.17 34.33	1.36 A
6	1	4	WILSON Andrew	ABSC	1993	0.63	30.17	1:05.02 34.85	1:40.24 35.22	2:16.56 36.32	2.75 A
7	1	3	FOSTER Jake	TEX	2000	0.67	30.54	1:05.11 34.57	1:40.47 35.36	2:16.92 36.45	3.11 A
8	1	2	COPE Tommy	CW	1997	0.64	33.04	1:05.65 32.61	1:40.98 35.33	2:17.82 36.84	4.01 A
9	2	2	SELISKAR Andrew	CAL	1996	0.64	31.41	1:06.88 35.47	1:41.62 34.74	2:17.88 36.26	4.07 B
10	2	7	SCHEINFELD Charlie	TEX	1999	0.67	31.86	1:06.99 35.13	1:42.70 35.71	2:19.17 36.47	5.36 B
11	1	6	SWANSON Charlie	CW	1998	0.68	31.01	1:06.38 35.37	1:42.17 35.79	2:19.96 37.79	6.15 B
12	2	1	DEGRADO Paul	TEX	2001	0.65	31.80	1:08.24 36.44	1:45.34 37.10	2:24.62 39.28	10.81 B
13	1	1	CONO Ben	GAME	1996	0.66	31.48	1:07.51 36.03	1:44.60 37.09	2:25.12 40.52	11.31 B
14	1	7	VINES Braden	TEX	1999	0.59	31.41	1:06.81 35.40	1:39.76 32.95	2:26.28 46.52	12.47 B

Legend:							
A	Qualified for final A	AR	American Record	B	Qualified for final B	CR	Championship Record
OT	Trials Cut	R.T.	Reaction Time	WJ	World Junior Record	WR	World Record

Official Timekeeping by Omega





2021 TYR Pro Swim Series

San Antonio, TX

January 14 - 17, 2021

Event 17

16 JAN 2021 - 9:52 AM

Women's 100m Backstroke

Heats

Results Summary

Event Number 17

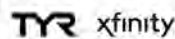
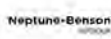
	Record	Split	Name	NAT Code	Location	Date
WR	57.57	27.74	SMITH Regan	USA	Gwangju (KOR)	28 JUL 2019
AR	57.57	27.74	SMITH Regan	USA	Gwangju (KOR)	28 JUL 2019
CR	58.26	28.36	SMITH Regan	USA	Knoxville, TN (USA)	18 JAN 2020
WJ	57.57	27.74	SMITH Regan	USA	Gwangju (KOR)	28 JUL 2019
OT	1:02.69		BEST TIME		omaha (USA)	

Rank	Heat	Lane	Name	Club Code	Year of Birth	R.T.	50m	Time	Time Behind
1	1	5	SMOLIGA Olivia	ABSC	1994	0.65	29.57	1:00.03 30.46	A
2	1	4	BAKER Kathleen	TE	1997	0.62	29.01	1:00.18 31.17	0.15 A
3	2	4	SMITH Regan	RIPT	2002	0.60	28.95	1:00.35 31.40	0.32 A
4	2	3	STADDEN Isabelle	UN-PC	2002	0.61	29.67	1:01.20 31.53	1.17 A
5	1	3	BRATTON Lisa	AGS	1996	0.62	30.02	1:01.92 31.90	1.89 A
6	2	5	BACON Phoebe	NCAP	2002	0.62	30.02	1:02.45 32.43	2.42 A
7	1	6	NELSON Beata	WA	1998	0.67	30.09	1:02.46 32.37	2.43 A
8	2	6	IVEY Isabel	UN-PC	2001	0.64	29.93	1:02.72 32.79	2.69 A
9	1	2	BRAY Olivia	UN-ST	2001	0.66	30.60	1:03.56 32.96	3.53 B
10	1	7	MARGALIS Melanie	SPA-FL	1991	0.71	31.54	1:04.29 32.75	4.26 B
11	2	2	WEITZEIL Abbey	CAL	1996	0.73	30.64	1:04.32 33.68	4.29 B
12	2	7	MANNION Natalie	SYS	♦ 2004	0.74	31.33	1:04.45 33.12	4.42 B

Legend:

A	Qualified for final A	AR	American Record	B	Qualified for final B	CR	Championship Record
OT	Trials Cut	R.T.	Reaction Time	WJ	World Junior Record	WR	World Record
♦	Junior swimmer						

Official Timekeeping by Omega





2021 TYR Pro Swim Series

San Antonio, TX

January 14 - 17, 2021

Event 18

16 JAN 2021 - 12:45 PM

Men's 100m Backstroke

Heats

Results Summary

Event Number 18

	Record	Split	Name	NAT Code	Location	Date
WR	51.85	25.13	MURPHY Ryan	USA	Rio de Janeiro (BRA)	13 AUG 2016
AR	51.85	25.13	MURPHY Ryan	USA	Rio (BRA)	13 AUG 2016
CR	52.40		PLUMMER David	USA	Indianapolis (USA)	1 JAN 2016
WJ	52.51		KOLESNIKOV Kliment	RUS	Glasgow (GBR)	6 AUG 2018
OT	56.59		BEST TIME		omaha (USA)	

Rank	Heat	Lane	Name	Club Code	Year of Birth	R.T.	50m	Time	Time Behind
1	1	4	CASAS Shaine	TAMU	1999	0.51	26.04	54.38 28.34	A
2	2	4	MURPHY Ryan	CAL	1995	0.55	26.74	54.88 28.14	0.50 A
3	2	5	GRANT William	VS	2001	0.63	26.18	55.22 29.04	0.84 A
4	1	5	FARRIS Dean	VS	1997	0.65	27.08	56.43 29.35	2.05 A
5	2	3	KATZ Austin	TEX	1999	0.56	27.07	56.46 29.39	2.08 A
6	1	6	BOHMAN Bryce	PW	1990	0.66	27.34	56.48 29.14	2.10 A
7	2	6	STEWART Sam	UN-MS	1997	0.63	27.69	57.07 29.38	2.69 A
8	2	1	DAHLGREN Jack	UN-MV	2000	0.67	27.80	57.47 29.67	3.09 A
9	2	2	PINFOLD Brett	SHAC	1995	0.54	28.14	57.97 29.83	3.59 B
10	1	2	ROONEY Maxime	PLS	1998	0.94	27.86	58.13 30.27	3.75 B
11	1	7	HARDER Ethan	TEX	2000	0.60	28.44	58.54 30.10	4.16 B
12	1	1	HILL Jamal	UPHL	1995	0.69	35.16	1:15.18 40.02	20.80 B
	1	3	STAKA Chris	TEX	1998			DNS	
	2	7	FOSTER Carson	TEX	2001			DNS	

Legend:			
A	Qualified for final A	AR	American Record
DNS	Did Not Start	OT	Trials Cut
WR	World Record	B	Qualified for final B
		R.T.	Reaction Time
		CR	Championship Record
		WJ	World Junior Record

Official Timekeeping by Omega





2021 TYR Pro Swim Series

San Antonio, TX

January 14 - 17, 2021

Event 19

16 JAN 2021 - 10:09 AM

Women's 400m Freestyle

Heats

Results Summary

Event Number 19

	Record	Splits		Name	NAT Code	Location	Date
WR	3:56.46	57.05	1:57.11	2:57.62	LEDECKY Katie	USA	Rio de Janeiro (BRA) 7 AUG 2016
AR	3:56.46	57.05	1:57.11	2:57.62	LEDECKY Katie	USA	Rio (BRA) 7 AUG 2016
CR	3:57.94	57.07	1:57.70	2:58.15	LEDECKY Katie	USA	Indianapolis, IN (USA) 17 MAY 2018
WJ	3:58.37	57.87	1:58.30	2:58.74	LEDECKY Katie	USA	Gold Coast (AUS) 21 AUG 2014
OT	4:16.89			BEST TIME		omaha (USA)	

Rank	Heat	Lane	Name	Club Code	Year of Birth	R.T.	Time	Time Behind
1	2	5	WEYANT Emma	SYS	2001	0.81	4:13.80	A
	50m 29.69	100m 1:02.25	150m 1:34.09	200m 2:06.33	250m 2:38.10	300m 3:10.37	350m 3:42.26	
		32.56	31.84	32.24	31.77	32.27	31.89	31.54
2	2	3	SIMS Bella	SAND	♦ 2005	0.50	4:15.18	1.38 A
	50m 29.24	100m 1:01.13	150m 1:33.26	200m 2:05.92	250m 2:38.08	300m 3:10.84	350m 3:42.73	
		31.89	32.13	32.66	32.16	32.76	31.89	32.45
3	1	4	ANDERSON Haley	MVN	1991	0.84	4:18.35	4.55 A
	50m 30.15	100m 1:03.02	150m 1:35.67	200m 2:08.68	250m 2:41.04	300m 3:13.99	350m 3:46.47	
		32.87	32.65	33.01	32.36	32.95	32.48	31.88
4	1	3	PFEIFER Evie	TEX	1999	0.80	4:18.53	4.73 A
	50m 30.62	100m 1:03.36	150m 1:36.16	200m 2:09.05	250m 2:41.84	300m 3:14.71	350m 3:46.91	
		32.74	32.80	32.89	32.79	32.87	32.20	31.62
5	1	6	McMURRAY Olivia	SWIM	2003	0.76	4:18.60	4.80 A
	50m 30.69	100m 1:03.75	150m 1:36.67	200m 2:09.77	250m 2:42.48	300m 3:15.23	350m 3:47.51	
		33.06	32.92	33.10	32.71	32.75	32.28	31.09
6	2	4	SULLIVAN Erica	SAND	2000	0.68	4:20.08	6.28 A
	50m 29.96	100m 1:02.30	150m 1:34.46	200m 2:07.73	250m 2:40.68	300m 3:14.04	350m 3:47.29	
		32.34	32.16	33.27	32.95	33.36	33.25	32.79
7	2	6	CROM Katie	MVN	2003	0.65	4:20.42	6.62 A
	50m 29.68	100m 1:02.84	150m 1:36.09	200m 2:10.01	250m 2:42.74	300m 3:16.98	350m 3:49.99	
		33.16	33.25	33.92	32.73	34.24	33.01	30.43
8	1	5	GRIMES Katie	SAND	♦ 2006	0.63	4:20.93	7.13 A
	50m 30.12	100m 1:03.19	150m 1:36.22	200m 2:09.17	250m 2:42.33	300m 3:15.36	350m 3:48.54	
		33.07	33.03	32.95	33.16	33.03	33.18	32.39
9	2	2	MATTES Michaela	SYS	♦ 2005	0.77	4:21.78	7.98 B
	50m 29.99	100m 1:02.58	150m 1:35.37	200m 2:08.95	250m 2:41.25	300m 3:15.86	350m 3:49.17	
		32.59	32.79	33.58	32.30	34.61	33.31	32.61
10	2	7	KOZAN Justina	MVN	2003	0.69	4:23.65	9.85 B
	50m 30.49	100m 1:03.50	150m 1:37.39	200m 2:11.08	250m 2:38.50	300m 3:18.26	350m 3:51.58	
		33.01	33.89	33.69	27.42	39.76	33.32	32.07
11	1	2	SAUICKIE Addie	SYS	♦ 2006	0.72	4:23.85	10.05 B
	50m 30.28	100m 1:03.97	150m 1:37.17	200m 2:10.51	250m 2:43.11	300m 3:17.08	350m 3:49.29	
		33.69	33.20	33.34	32.60	33.97	32.21	34.56
12	1	7	FRANCIS Riley	LAC	2003	0.75	4:29.22	15.42 B
	50m 30.73	100m 1:04.49	150m 1:38.13	200m 2:12.13	250m 2:46.19	300m 3:20.75	350m 3:55.30	
		33.76	33.64	34.00	34.06	34.56	34.55	33.92
13	2	1	BOFINGER Sarah	UN-PV	1986	0.74	5:26.41	1:12.61 B
	50m 34.66	100m 1:13.95	150m 1:55.45	200m 2:38.07	250m 3:20.71	300m 4:03.60	350m 4:45.37	
		39.29	41.50	42.62	42.64	42.89	41.77	41.04

Legend:	A Qualified for final A	AR American Record	B Qualified for final B	CR Championship Record
OT Trials Cut	R.T. Reaction Time	WJ World Junior Record	WR World Record	
♦ Junior swimmer				

Official Timekeeping by Omega





2021 TYR Pro Swim Series

San Antonio, TX

January 14 - 17, 2021

Event 20

16 JAN 2021 - 1:02 PM

Men's 400m Freestyle

Heats

Results Summary

Event Number 20

	Record	Splits			Name	NAT Code	Location	Date
WR	3:40.07	54.42	1:51.02	2:47.17	BIEDERMANN Paul	GER	Rome (ITA)	26 JUL 2009
AR	3:42.78	54.86	1:51.91	2:48.07	JENSEN Larsen	USA	Beijing (CHN)	10 AUG 2008
CR	3:43.55				YANG Sun	JPN	Santa Clara (USA)	1 JAN 2016
WJ	3:44.60	53.35	1:50.26	2:47.72	HORTON Mack	AUS	Brisbane (AUS)	1 APR 2014
OT	3:57.29				BEST TIME		omaha (USA)	

Rank	Heat	Lane	Name	Club Code	Year of Birth	R.T.	Time	Time Behind
1	1	4	SMITH Kieran	UN-FL	2000	0.67	3:55.76	A
			50m 27.89					
			100m 58.11					
			150m 1:28.37					
			200m 1:58.59					
			250m 2:28.38					
			300m 2:58.35					
			350m 3:27.98					
			30.22				27.78	
			30.26					
2	1	2	JOHNSTON David	TEX	2001	0.70	3:56.28	0.52 A
			50m 27.41					
			100m 57.37					
			150m 1:27.11					
			200m 1:57.12					
			250m 2:27.04					
			300m 2:57.35					
			350m 3:27.23					
			29.96				29.05	
			29.74					
3	2	4	GROTHER Zane	BCH	1992	0.69	3:57.37	1.61 A
			50m 27.43					
			100m 57.47					
			150m 1:27.26					
			200m 1:58.02					
			250m 2:28.09					
			300m 2:58.58					
			350m 3:28.60					
			30.04				28.77	
			29.79					
4	2	5	D'ARRIGO Mitch	GSC	1995	0.69	3:57.66	1.90 A
			50m 28.26					
			100m 58.48					
			150m 1:28.51					
			200m 1:59.14					
			250m 2:28.88					
			300m 2:59.21					
			350m 3:28.89					
			30.22				28.77	
			30.03					
5	1	3	GALLANT Will	MVN	2001	0.65	3:58.23	2.47 A
			50m 27.48					
			100m 57.69					
			150m 1:27.38					
			200m 1:57.96					
			250m 2:27.84					
			300m 2:58.45					
			350m 3:28.33					
			30.21				29.90	
			29.69					
6	2	7	CUSTER Liam	SYS	◆ 2004	0.66	4:01.18	5.42 A
			50m 27.80					
			100m 58.40					
			150m 1:29.07					
			200m 1:59.72					
			250m 2:29.96					
			300m 3:00.32					
			350m 3:31.02					
			30.60				30.70	
			30.67				30.16	
7	1	5	KIBLER Drew	TEX	2000	0.62	4:02.87	7.11 A
			50m 28.07					
			100m 58.64					
			150m 1:29.57					
			200m 2:00.23					
			250m 2:30.91					
			300m 3:01.94					
			350m 3:32.34					
			30.57				30.40	
			30.93				30.53	
8	2	6	HAAS Townley	NOVA	1996	0.73	4:03.18	7.42 A
			50m 28.22					
			100m 58.92					
			150m 1:29.53					
			200m 2:00.55					
			250m 2:30.80					
			300m 3:01.75					
			350m 3:32.57					
			30.70				30.82	
			30.61				30.61	
9	1	6	COLLINS Jack	UN-MR	1997	0.70	4:05.62	9.86 B
			50m 28.47					
			100m 59.27					
			150m 1:30.39					
			200m 2:01.56					
			250m 2:32.74					
			300m 3:04.30					
			350m 3:35.53					
			30.80				31.23	
			31.12				30.09	
10	2	3	THEALL Mark	TAMU	1998	0.66	4:08.54	12.78 B
			50m 28.19					
			100m 59.10					
			150m 1:29.44					
			200m 2:01.15					
			250m 2:30.48					
			300m 3:04.55					
			350m 3:36.51					
			30.91				32.03	
			30.34				31.96	
11	2	1	EL DEMERDASH Yaseen	KCB	◆ 2003	0.61	4:37.02	41.26 B
			50m 28.68					
			100m 1:02.77					
			150m 1:37.86					
			200m 2:14.20					
			250m 2:50.98					
			300m 3:27.81					
			350m 4:03.89					
			34.09				36.08	
			35.09				33.13	
12	1	7	GELFAND David	USAR	1998	0.66	4:48.22	52.46 B
			50m 32.60					
			100m 1:08.51					
			150m 1:45.50					
			200m 2:22.31					
			250m 2:59.09					
			300m 3:36.15					
			350m 4:13.23					
			35.91				34.99	
			36.99				37.08	
13	1	1	WILLIAMS Adin	UN-OR	2000	0.67	5:38.66	1:42.90 B
			50m 35.15					
			100m 1:17.92					
			150m 2:01.00					
			200m 2:45.87					
			250m 3:28.90					
			300m 4:14.10					
			350m 4:57.85					
			42.77				40.81	
			43.08				43.75	
	2	2	LITHERLAND Jay	DYNA	1995		DNS	

Legend:	A Qualified for final A	AR American Record	B Qualified for final B	CR Championship Record
DNS Did Not Start	OT Trials Cut	R.T. Reaction Time	WJ World Junior Record	
WR World Record	◆ Junior swimmer			

Official Timekeeping by Omega





2021 TYR Pro Swim Series

San Antonio, TX

January 14 - 17, 2021

Event 111 16 JAN 2021 - 6:00 PM

Women's 200m Butterfly

Final

Results

Event Number 11

	Record	Splits			Name	NAT Code	Location	Date
WR	2:01.81	27.19	58.08	1:30.20	LIU Zige	CHN	Jinan (CHN)	21 OCT 2009
AR	2:04.14	28.79	1:00.57	1:32.49	MOHLER Mary	USA	Roma (ITA)	29 JUL 2009
CR	2:06.76				ADAMS Cammile	USA	Austin (USA)	1 JAN 2012
WJ	2:06.29				HASEGAWA Suzuka	JPN	Aichi (JPN)	13 APR 2017
OT	2:14.59				BEST TIME		omaha (USA)	

Final

Rank	Lane	Name	Club Code	R.T.	50m	100m	150m	Time	Time Behind
1	4	MATTES Michaela	SYS	0.77	(1) 29.94	(1) 1:04.21 34.27	(1) 1:40.08 35.87	2:17.81	37.73

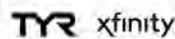
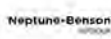
Final

Rank	Lane	Name	Club Code	R.T.	50m	100m	150m	Time	Time Behind
1	4	SMITH Regan	RIPT	0.70	(1) 29.39	(1) 1:02.32 32.93	(1) 1:35.95 33.63	2:10.10	
2	5	GINGRICH Leah	HURR	0.71	(5) 30.06	(3) 1:03.35 33.29	(3) 1:37.03 33.68	2:10.64	0.54
3	3	CROM Katie	MVN	0.58	(2) 29.40	(2) 1:03.22 33.82	(2) 1:36.62 33.40	2:10.85	0.75
4	6	STICKLEN Emma	TEX	0.67	(3) 29.48	(4) 1:03.37 33.89	(5) 1:38.28 34.91	2:14.29	4.19
5	7	McHUGH Ally	WA	0.76	(7) 30.55	(5) 1:04.63 34.08	(6) 1:39.94 35.31	2:14.56	4.46
6	2	ANDERSON Haley	MVN	0.78	(4) 30.03	(6) 1:04.67 34.64	(4) 1:38.20 33.53	2:14.83	4.73
7	1	KOZAN Justina	MVN	0.67	(6) 30.31	(7) 1:05.60 35.29	(7) 1:41.71 36.11	2:18.69	8.59
8	8	MANNION Natalie	SYS	0.78	(8) 31.34	(8) 1:06.60 35.26	(8) 1:42.93 36.33	2:20.11	10.01

Legend:

AR	American Record	CR	Championship Record	OT	Trials Cut	R.T.	Reaction Time
WJ	World Junior Record	WR	World Record				

Official Timekeeping by Omega





2021 TYR Pro Swim Series

San Antonio, TX

January 14 - 17, 2021

Event 112 16 JAN 2021 - 6:09 PM

Men's 200m Butterfly

Final

Results

Event Number 12

	Record	Splits			Name	NAT Code	Location	Date
WR	1:50.73	24.66	52.88	1:21.57	MILAK Kristof	HUN	Gwangju (KOR)	24 JUL 2019
AR	1:51.51	24.76	52.88	1:21.93	PHELPS Michael	USA	Roma (ITA)	29 JUL 2009
CR	1:53.84	26.08	54.82	1:23.91	URLANDO Gianluca	USA	Clovis, CA (USA)	14 JUN 2019
WJ	1:52.71				MILAK Kristof	HUN	Debrecen (HUN)	28 MAR 2018
OT	2:01.19				BEST TIME		omaha (USA)	

Final

Rank	Lane	Name	Club Code	R.T.	50m	100m	150m	Time	Time Behind
1	5	CRANE Cole	TEX	0.64	(1) 26.93	(1) 57.58 30.65	(1) 1:29.55 31.97	2:02.33 32.78	
2	3	GUSEV Alexander	SYS	0.67	(4) 27.60	(4) 59.35 31.75	(2) 1:30.96 31.61	2:04.23 33.27	1.90
3	6	HEASLEY Ethan	TEX	0.71	(=2) 27.33	(3) 58.79 31.46	(3) 1:31.54 32.75	2:05.21 33.67	2.88
4	4	HARDER Ethan	TEX	0.76	(=2) 27.33	(2) 58.70 31.37	(4) 1:32.31 33.61	2:07.61 35.30	5.28

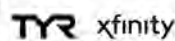
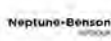
Final

Rank	Lane	Name	Club Code	R.T.	50m	100m	150m	Time	Time Behind
1	4	FOSTER Carson	TEX	0.65	(2) 26.24	(2) 56.72 30.48	(2) 1:27.12 30.40	1:58.60 31.48	
2	5	SMACHLO Miles	CW	0.66	(1) 25.79	(1) 56.17 30.38	(1) 1:26.72 30.55	1:59.10 32.38	0.50
3	2	HARTING Zach	CARD	0.62	(4) 26.37	(3) 57.43 31.06	(3) 1:27.98 30.55	1:59.16 31.18	0.56
4	3	LITHERLAND Jay	DYNA	0.73	(3) 26.36	(7) 57.86 31.50	(4) 1:28.23 30.37	2:00.17 31.94	1.57
5	6	BENTZ Gunnar	DYNA	0.75	(7) 26.98	(6) 57.84 30.86	(6) 1:29.30 31.46	2:00.58 31.28	1.98
6	8	SHIELDS Tom	CAL	0.73	(6) 26.57	(4) 57.61 31.04	(5) 1:29.19 31.58	2:01.24 32.05	2.64
7	7	SELISKAR Andrew	CAL	0.64	(5) 26.45	(5) 57.75 31.30	(7) 1:29.97 32.22	2:03.16 33.19	4.56
8	1	DILLMANN Alex	FMC	0.72	(8) 27.46	(8) 59.03 31.57	(8) 1:30.72 31.69	2:04.44 33.72	5.84

Legend:

=	Equal rank	AR	American Record	CR	Championship Record	OT	Trials Cut
R.T.	Reaction Time	WJ	World Junior Record	WR	World Record		

Official Timekeeping by Omega





2021 TYR Pro Swim Series

San Antonio, TX

January 14 - 17, 2021

Event 113

16 JAN 2021 - 6:18 PM

Women's 50m Freestyle

Final

Results

Event Number 13

	Record	Name	NAT Code	Location	Date
WR	23.67	SJOESTROEM Sarah	SWE	Budapest (HUN)	29 JUL 2017
AR	23.97	MANUEL Simone	USA	Budapest (HUN)	30 JUL 2017
CR	24.17	SJOSTROM Sarah	SWE	Austin (USA)	1 JAN 2016
WJ	24.21	IKEE Rikako	JPN	Tokyo (JPN)	3 APR 2018
OT	25.99	BEST TIME		omaha (USA)	

Final

Rank	Lane	Name	Club Code	R.T.	Time	Time Behind
1	5	COOPER Grace	TEX	0.68	26.02	
2	4	FRANCIS Riley	LAC	0.71	26.39	0.37
3	3	ROBERTS Liz	GAME	0.74	32.72	6.70

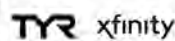
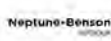
Final

Rank	Lane	Name	Club Code	R.T.	Time	Time Behind
1	4	WEITZEIL Abbey	CAL	0.65	24.97	
2	5	GEER Margo	MVN	0.64	25.46	0.49
=3	3	FANZ Casey	CARD	0.65	25.58	0.61
=3	6	SMOLIGA Olivia	ABSC	0.68	25.58	0.61
5	2	HINDS Natalie	ABSC	0.65	25.84	0.87
6	7	COMERFORD Mallory	CARD	0.66	26.07	1.10
=7	1	SPADONI Marina	UN-FL	0.63	26.27	1.30
=7	8	SIMS Bella	SAND	0.57	26.27	1.30

Legend:

AR	American Record	CR	Championship Record	OT	Trials Cut	R.T.	Reaction Time
WJ	World Junior Record	WR	World Record				

Official Timekeeping by Omega





2021 TYR Pro Swim Series

San Antonio, TX

January 14 - 17, 2021

Event 114

16 JAN 2021 - 6:25 PM

Men's 50m Freestyle

Final

Results

Event Number 14

	Record	Name	NAT Code	Location	Date
WR	20.91	CIELO FILHO Cesar	BRA	Sao Paulo (BRA)	18 DEC 2009
AR	21.04	DRESSEL Caeleb	USA	Budapest (HUN)	27 JUL 2017
CR	21.56	ADRIAN Nathan	USA	Minneapolis (USA)	1 JAN 2015
WJ	21.24	KOLESNIKOV Kliment	RUS	Copenhagen (DEN)	31 DEC 2017
OT	23.19	BEST TIME		omaha (USA)	

Final

Rank	Lane	Name	Club Code	R.T.	Time	Time Behind
1	5	RICHARDSON Steven	AGS	0.68	23.82	
2	4	SANNEM Jake	TEX	0.75	24.30	0.48
3	3	HILL Jamal	UPHL	0.76	27.54	3.72
4	6	WILLIAMS Adin	UN-OR	0.63	31.50	7.68

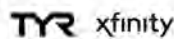
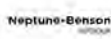
Final

Rank	Lane	Name	Club Code	R.T.	Time	Time Behind
1	4	APPLE Zach	MVN	0.62	22.69	
2	5	HELD Ryan	NYAC	0.62	22.76	0.07
3	6	FARRIS Dean	VS	0.65	23.00	0.31
4	7	JACKSON Tate	TXLA	0.68	23.13	0.44
5	1	KOVAC Danny	UN-MV	0.60	23.20	0.51
6	3	LILE Nathan	GAME	0.63	23.24	0.55
7	2	KRUEGER Daniel	TEX	0.74	23.35	0.66
8	8	ROONEY Maxime	PLS	0.62	23.49	0.80

Legend:

AR	American Record	CR	Championship Record	OT	Trials Cut	R.T.	Reaction Time
WJ	World Junior Record	WR	World Record				

Official Timekeeping by Omega





2021 TYR Pro Swim Series

San Antonio, TX

January 14 - 17, 2021

Event 115 16 JAN 2021 - 6:31 PM

Women's 200m Breaststroke

Final

Results

Event Number 15

	Record	Splits			Name	NAT Code	Location	Date
WR	2:19.11	31.80	1:07.27	1:42.89	PEDERSEN Rikke	USA	Barcelona (ESP)	1 AUG 2013
AR	2:19.59	32.49	1:08.10	1:43.95	SONI Rebecca	USA	London (GBR)	2 AUG 2012
CR	2:20.77	33.08	1:08.87	1:44.90	LAZOR Annie	USA	Bloomington (USA)	19 MAY 2019
WJ	2:19.64	32.10	1:07.59	1:43.52	GUNES Viktoria	TUR	Singapore (SGP)	30 AUG 2015
OT	2:33.29				BEST TIME		omaha (USA)	

Final

Rank	Lane	Name	Club Code	R.T.	50m	100m	150m	Time	Time Behind
1	5	ANDREWS Ellie	WAC	0.69	(2) 35.05	(1) 1:14.50 39.45	(2) 1:55.27 40.77	2:35.89	
2	4	BARKSDALE Emma	GAME	0.74	(3) 35.22	(2) 1:14.84 39.62	(1) 1:55.23 40.39	2:36.36	0.47
3	3	WEBER Emma	TOPS	0.65	(1) 34.89	(3) 1:15.46 40.57	(3) 1:56.38 40.92	2:38.79	2.90

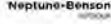
Final

Rank	Lane	Name	Club Code	R.T.	50m	100m	150m	Time	Time Behind
1	4	KING Lilly	ISC	0.68	(1) 32.53	(1) 1:10.35 37.82	(1) 1:48.05 37.70	2:25.83	
2	5	COX Madisyn	TXLA	0.68	(2) 33.65	(2) 1:11.15 37.50	(2) 1:48.60 37.45	2:26.52	0.69
3	3	GALAT Bethany	AGS	0.60	(3) 34.21	(3) 1:12.66 38.45	(3) 1:50.55 37.89	2:30.54	4.71
4	6	SUMRALL Micah	GAME	0.71	(4) 34.41	(4) 1:12.77 38.36	(4) 1:51.66 38.89	2:31.97	6.14
5	8	McHUGH Ally	WA	0.79	(8) 36.10	(8) 1:15.24 39.14	(8) 1:55.24 40.00	2:34.57	8.74
=6	2	BERNHARDT Rachel	GAME	0.73	(6) 34.83	(=5) 1:13.85 39.02	(5) 1:53.97 40.12	2:34.63	8.80
=6	7	WEYANT Gracie	SYS	0.70	(7) 35.54	(7) 1:14.73 39.19	(7) 1:54.81 40.08	2:34.63	8.80
8	1	YEGHER Jaycee	VS	0.71	(5) 34.57	(=5) 1:13.85 39.28	(6) 1:54.36 40.51	2:35.46	9.63

Legend:

=	Equal rank	AR	American Record	CR	Championship Record	OT	Trials Cut
R.T.	Reaction Time	WJ	World Junior Record	WR	World Record		

Official Timekeeping by Omega





2021 TYR Pro Swim Series

San Antonio, TX

January 14 - 17, 2021

Event 116 16 JAN 2021 - 6:39 PM

Men's 200m Breaststroke

Final

Results

Event Number 16

	Record	Splits		Name	NAT Code	Location	Date
WR	2:06.12	29.73	1:02.22	1:34.23	CHUPKOV Anton	RUS Gwangju (KOR)	26 JUL 2019
AR	2:07.17	29.21	1:01.67	1:34.19	PRENOT Josh	USA Omaha, NE (USA)	30 JUN 2016
CR	2:08.95				WILSON Andrew	USA Atlanta (USA)	1 JAN 2018
WJ	2:07.35				QIN Haiyang	CHN Tianjin (CHN)	1 SEP 2017
OT	2:17.89				BEST TIME	omaha (USA)	

Final

Rank	Lane	Name	Club Code	R.T.	50m	100m	150m	Time	Time Behind
1	4	SELISKAR Andrew	CAL	0.65	(1) 30.27	(1) 1:04.99 34.72	(1) 1:39.75 34.76	2:15.61	
2	3	SWANSON Charlie	CW	0.69	(3) 30.80	(3) 1:05.65 34.85	(3) 1:41.11 35.46	2:16.95	1.34
3	5	SCHEINFELD Charlie	TEX	0.65	(2) 30.47	(2) 1:05.31 34.84	(2) 1:41.07 35.76	2:18.54	2.93
4	6	DEGRADO Paul	TEX	0.63	(5) 31.65	(5) 1:07.44 35.79	(5) 1:44.23 36.79	2:22.12	6.51
5	2	CONO Ben	GAME	0.68	(4) 31.14	(4) 1:06.90 35.76	(4) 1:42.59 35.69	2:22.90	7.29
6	7	VINES Braden	TEX	0.60	(6) 32.34	(6) 1:08.35 36.01	(6) 1:45.89 37.54	2:23.64	8.03

Final

Rank	Lane	Name	Club Code	R.T.	50m	100m	150m	Time	Time Behind
1	6	FINK Nic	ABSC	0.72	(6) 30.48	(3) 1:04.34 33.86	(2) 1:38.08 33.74	2:11.28	
2	5	LICON Will	TXLA	0.68	(1) 29.95	(1) 1:03.73 33.78	(1) 1:37.50 33.77	2:11.30	0.02
3	4	MILLER Cody	SAND	0.70	(4) 30.31	(4) 1:04.36 34.05	(3) 1:38.36 34.00	2:13.12	1.84
4	3	CORDES Kevin	ABSC	0.70	(3) 30.20	(2) 1:04.03 33.83	(4) 1:38.59 34.56	2:14.34	3.06
5	1	FOSTER Jake	TEX	0.66	(8) 30.51	(6) 1:04.89 34.38	(5) 1:39.85 34.96	2:16.44	5.16
6	8	COPE Tommy	CW	0.60	(7) 30.50	(7) 1:04.97 34.47	(6) 1:40.77 35.80	2:16.94	5.66
7	7	WILSON Andrew	ABSC	0.64	(2) 30.19	(5) 1:04.74 34.55	(7) 1:40.94 36.20	2:18.53	7.25
8	2	KALISZ Chase	ABSC	0.72	(5) 30.38	(8) 1:06.23 35.85	()	2:21.15	9.87

Legend:

AR American Record **CR** Championship Record **OT** Trials Cut **R.T.** Reaction Time
WJ World Junior Record **WR** World Record

Official Timekeeping by Omega





2021 TYR Pro Swim Series

San Antonio, TX

January 14 - 17, 2021

Event 117 16 JAN 2021 - 6:46 PM

Women's 100m Backstroke

Final

Results

Event Number 17

	Record	Split	Name	NAT Code	Location	Date
WR	57.57	27.74	SMITH Regan	USA	Gwangju (KOR)	28 JUL 2019
AR	57.57	27.74	SMITH Regan	USA	Gwangju (KOR)	28 JUL 2019
CR	58.26	28.36	SMITH Regan	USA	Knoxville, TN (USA)	18 JAN 2020
WJ	57.57	27.74	SMITH Regan	USA	Gwangju (KOR)	28 JUL 2019
OT	1:02.69		BEST TIME		omaha (USA)	

Final

Rank	Lane	Name	Club Code	R.T.	50m	Time	Time Behind
1	4	BRAY Olivia	UN-ST	0.66	(1) 30.19	1:02.32 32.13	
2	3	WEITZEIL Abbey	CAL	0.65	(2) 30.22	1:03.30 33.08	0.98
3	6	MANNION Natalie	SYS	0.72	(4) 31.28	1:03.84 32.56	1.52
4	5	MARGALIS Melanie	SPA-FL	0.73	(3) 30.87	1:03.93 33.06	1.61

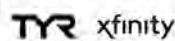
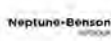
Final

Rank	Lane	Name	Club Code	R.T.	50m	Time	Time Behind
1	3	SMITH Regan	RIPT	0.58	(1) 28.44	59.75 31.31	
2	4	SMOLIGA Olivia	ABSC	0.67	(3) 28.98	59.94 30.96	0.19
3	5	BAKER Kathleen	TE	0.65	(2) 28.66	59.97 31.31	0.22
4	6	STADDEN Isabelle	UN-PC	0.62	(4) 29.06	1:00.32 31.26	0.57
5	7	BACON Phoebe	NCAP	0.61	(7) 29.83	1:01.20 31.37	1.45
6	8	IVEY Isabel	UN-PC	0.70	(5) 29.68	1:01.79 32.11	2.04
7	1	NELSON Beata	WA	0.65	(6) 29.78	1:01.82 32.04	2.07
8	2	BRATTON Lisa	AGS	0.59	(8) 30.02	1:02.10 32.08	2.35

Legend:

AR	American Record	CR	Championship Record	OT	Trials Cut	R.T.	Reaction Time
WJ	World Junior Record	WR	World Record				

Official Timekeeping by Omega





2021 TYR Pro Swim Series

San Antonio, TX

January 14 - 17, 2021

Event 118

16 JAN 2021 - 6:57 PM

Men's 100m Backstroke

Final

Results

Event Number 18

	Record	Split	Name	NAT Code	Location	Date
WR	51.85	25.13	MURPHY Ryan	USA	Rio de Janeiro (BRA)	13 AUG 2016
AR	51.85	25.13	MURPHY Ryan	USA	Rio (BRA)	13 AUG 2016
CR	52.40		PLUMMER David	USA	Indianapolis (USA)	1 JAN 2016
WJ	52.51		KOLESNIKOV Kliment	RUS	Glasgow (GBR)	6 AUG 2018
OT	56.59		BEST TIME		omaha (USA)	

Final

Rank	Lane	Name	Club Code	R.T.	50m	Time	Time Behind
1	4	PINFOLD Brett	SHAC	0.56	(1) 27.52	57.42 29.90	

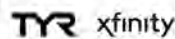
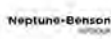
Final

Rank	Lane	Name	Club Code	R.T.	50m	Time	Time Behind
1	5	MURPHY Ryan	CAL	0.50	(2) 25.96	53.55 27.59	
2	4	CASAS Shaine	TAMU	0.52	(1) 25.75	54.32 28.57	0.77
3	3	GRANT William	VS	0.59	(3) 26.24	55.09 28.85	1.54
4	2	KATZ Austin	TEX	0.58	(5) 27.01	55.81 28.80	2.26
5	6	FARRIS Dean	VS	0.63	(6) 27.66	56.76 29.10	3.21
6	1	STEWART Sam	UN-MS	0.63	(4) 26.47	56.82 30.35	3.27
7	7	BOHMAN Bryce	PW	0.67	(7) 27.72	56.89 29.17	3.34
8	8	DAHLGREN Jack	UN-MV	0.63	(8) 27.97	57.10 29.13	3.55

Legend:

AR	American Record	CR	Championship Record	OT	Trials Cut	R.T.	Reaction Time
WJ	World Junior Record	WR	World Record				

Official Timekeeping by Omega





2021 TYR Pro Swim Series

San Antonio, TX

January 14 - 17, 2021

Event 119

16 JAN 2021 - 7:07 PM

Women's 400m Freestyle

Final

Results

Event Number 19

	Record	Splits		Name	NAT Code	Location	Date
WR	3:56.46	57.05	1:57.11	2:57.62	LEDECKY Katie	USA Rio de Janeiro (BRA)	7 AUG 2016
AR	3:56.46	57.05	1:57.11	2:57.62	LEDECKY Katie	USA Rio (BRA)	7 AUG 2016
CR	3:57.94	57.07	1:57.70	2:58.15	LEDECKY Katie	USA Indianapolis, IN (USA)	17 MAY 2018
WJ	3:58.37	57.87	1:58.30	2:58.74	LEDECKY Katie	USA Gold Coast (AUS)	21 AUG 2014
OT	4:16.89				BEST TIME	omaha (USA)	

Final

Rank	Lane	Name	Club Code	R.T.	Time	Time Behind		
1	4	MATTES Michaela	SYS	0.79	4:18.21			
50m (2)	29.43	100m (2) 1:01.47 32.04	150m (1) 1:34.12 32.65	200m (1) 2:07.18 33.06	250m (1) 2:39.74 32.56	300m (1) 3:12.91 33.17	350m (1) 3:45.87 32.96	32.34
2	3	SAUICKIE Addie	SYS	0.61	4:21.93	3.72		
50m (3)	29.71	100m (3) 1:02.65 32.94	150m (3) 1:35.51 32.86	200m (3) 2:09.20 33.69	250m (2) 2:41.85 32.65	300m (2) 3:15.67 33.82	350m (2) 3:48.82 33.15	33.11
3	5	KOZAN Justina	MVN	0.69	4:23.42	5.21		
50m (1)	29.26	100m (1) 1:01.46 32.20	150m (2) 1:34.69 33.23	200m (2) 2:08.35 33.66	250m (3) 2:41.99 33.64	300m (3) 3:16.09 34.10	350m (3) 3:49.84 33.75	33.58
4	6	FRANCIS Riley	LAC	0.72	4:25.14	6.93		
50m (4)	29.79	100m (4) 1:02.82 33.03	150m (4) 1:36.01 33.19	200m (4) 2:09.58 33.57	250m (4) 2:43.42 33.84	300m (4) 3:17.55 34.13	350m (4) 3:51.67 34.12	33.47
5	2	BOFINGER Sarah	UN-PV	0.76	5:27.15	1:08.94		
50m (5)	34.76	100m (5) 1:14.35 39.59	150m (5) 1:56.28 41.93	200m (5) 2:38.67 42.39	250m (5) 3:21.30 42.63	300m (5) 4:04.28 42.98	350m (5) 4:46.16 41.88	40.99

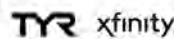
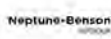
Final

Rank	Lane	Name	Club Code	R.T.	Time	Time Behind		
1	3	ANDERSON Haley	MVN	0.77	4:11.13			
50m (2)	28.74	100m (3) 1:00.47 31.73	150m (3) 1:32.04 31.57	200m (2) 2:04.36 32.32	250m (1) 2:35.81 31.45	300m (1) 3:08.15 32.34	350m (1) 3:39.94 31.79	31.19
2	4	WEYANT Emma	SYS	0.82	4:11.81	0.68		
50m (3)	29.04	100m (2) 1:00.07 31.03	150m (2) 1:31.90 31.83	200m (1) 2:04.30 32.40	250m (2) 2:36.31 32.01	300m (2) 3:08.75 32.44	350m (2) 3:40.85 32.10	30.96
3	5	SIMS Bella	SAND	0.57	4:13.09	1.96		
50m (1)	28.65	100m (1) 59.82 31.17	150m (1) 1:31.87 32.05	200m (3) 2:04.39 32.52	250m (3) 2:36.81 32.42	300m (3) 3:09.57 32.76	350m (3) 3:41.75 32.18	31.34
4	6	PFEIFER Evie	TEX	0.79	4:15.33	4.20		
50m (8)	30.06	100m (7) 1:01.82 31.76	150m (7) 1:34.03 32.21	200m (5) 2:06.42 32.39	250m (4) 2:37.82 31.40	300m (4) 3:11.48 33.66	350m (4) 3:43.90 32.42	31.43
5	1	CROM Katie	MVN	0.67	4:17.04	5.91		
50m (4)	29.08	100m (4) 1:01.16 32.08	150m (5) 1:33.67 32.51	200m (7) 2:06.97 33.30	250m (7) 2:39.77 32.80	300m (7) 3:12.83 33.06	350m (5) 3:45.02 32.19	32.02
6	2	McMURRAY Olivia	SWIM	0.76	4:17.41	6.28		
50m (5)	29.42	100m (8) 1:02.17 32.75	150m (8) 1:34.12 31.95	200m (8) 2:07.93 33.81	250m ()	300m (8) 3:13.45 3:13.45	350m (8) 3:45.91 32.46	31.50
7	8	GRIMES Katie	SAND	0.64	4:17.56	6.43		
50m (6)	29.49	100m (5) 1:01.22 31.73	150m (6) 1:33.73 32.51	200m (6) 2:06.58 32.85	250m (6) 2:39.69 33.11	300m (6) 3:12.63 32.94	350m (7) 3:45.58 32.95	31.98
8	7	SULLIVAN Erica	SAND	0.66	4:17.57	6.44		
50m (7)	29.63	100m (6) 1:01.25 31.62	150m (4) 1:33.55 32.30	200m (4) 2:06.35 32.80	250m (5) 2:39.48 33.13	300m (5) 3:12.53 33.05	350m (6) 3:45.46 32.93	32.11

Legend:

AR	American Record	CR	Championship Record	OT	Trials Cut	R.T.	Reaction Time
WJ	World Junior Record	WR	World Record				

Official Timekeeping by Omega





2021 TYR Pro Swim Series

San Antonio, TX

January 14 - 17, 2021

Event 120 16 JAN 2021 - 7:21 PM

Men's 400m Freestyle

Final

Results

Event Number 20

	Record	Splits			Name	NAT Code	Location	Date
WR	3:40.07	54.42	1:51.02	2:47.17	BIEDERMANN Paul	GER	Rome (ITA)	26 JUL 2009
AR	3:42.78	54.86	1:51.91	2:48.07	JENSEN Larsen	USA	Beijing (CHN)	10 AUG 2008
CR	3:43.55				YANG Sun	JPN	Santa Clara (USA)	1 JAN 2016
WJ	3:44.60	53.35	1:50.26	2:47.72	HORTON Mack	AUS	Brisbane (AUS)	1 APR 2014
OT	3:57.29				BEST TIME		omaha (USA)	

Final

Rank	Lane	Name	Club Code	R.T.	Time	Time Behind
1	4	GELFAND David	USAR	0.67	4:45.68	
50m (1) 33.19	100m (1) 1:08.93 35.74	150m (1) 1:45.22 36.29	200m (1) 2:22.01 36.79	250m (1) 2:57.99 35.98	300m (1) 3:34.26 36.27	350m (1) 4:10.28 36.02
2	5	WILLIAMS Adin	UN-OR	0.67	5:39.58	53.90
50m (2) 36.45	100m (2) 1:18.57 42.12	150m (2) 2:04.48 45.91	200m (2) 2:49.46 44.98	250m (2) 3:32.61 43.15	300m (2) 4:17.12 44.51	350m (2) 4:58.49 41.37

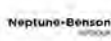
Final

Rank	Lane	Name	Club Code	R.T.	Time	Time Behind
1	4	SMITH Kieran	UN-FL	0.68	3:49.37	
50m (1) 26.10	100m (1) 55.54 29.44	150m (1) 1:24.45 28.91	200m (1) 1:53.59 29.14	250m (1) 2:22.72 29.13	300m (1) 2:52.00 29.28	350m (1) 3:21.51 29.51
2	3	GROTHER Zane	BCH	0.69	3:53.07	3.70
50m (4) 27.13	100m (4) 56.67 29.54	150m (4) 1:26.24 29.57	200m (4) 1:56.55 30.31	250m (4) 2:26.24 29.69	300m (4) 2:56.30 30.06	350m (2) 3:25.33 29.03
3	5	JOHNSTON David	TEX	0.69	3:55.06	5.69
50m (2) 26.12	100m (2) 56.21 30.09	150m (2) 1:25.85 29.64	200m (2) 1:55.72 29.87	250m (2) 2:25.88 30.16	300m (=2) 2:56.20 30.32	350m (4) 3:25.83 29.63
4	6	D'ARRIGO Mitch	GSC	0.69	3:55.24	5.87
50m (6) 27.52	100m (3) 56.66 29.14	150m (3) 1:26.21 29.55	200m (3) 1:56.21 30.00	250m (3) 2:26.17 29.96	300m (=2) 2:56.20 30.03	350m (3) 3:25.67 29.47
5	2	GALLANT Will	MVN	0.65	3:57.90	8.53
50m (5) 27.19	100m (5) 56.97 29.78	150m (5) 1:26.61 29.64	200m (5) 1:57.04 30.43	250m (5) 2:26.67 29.63	300m (5) 2:57.72 31.05	350m (5) 3:27.33 29.61
6	1	KIBLER Drew	TEX	0.60	3:59.84	10.47
50m (3) 27.06	100m (6) 57.07 30.01	150m (6) 1:27.21 30.14	200m (6) 1:57.78 30.57	250m (7) 2:28.11 30.33	300m (6) 2:58.95 30.84	350m (7) 3:29.50 30.55
7	7	CUSTER Liam	SYS	0.65	4:00.35	10.98
50m (7) 27.94	100m (7) 57.66 29.72	150m (7) 1:27.99 30.33	200m (7) 1:58.05 30.06	250m (6) 2:26.70 28.65	300m (7) 2:59.05 32.35	350m (6) 3:28.30 29.25
8	8	THEALL Mark	TAMU	0.70	4:07.26	17.89
50m (8) 28.20	100m (8) 58.43 30.23	150m (8) 1:28.86 30.43	200m (8) 1:59.80 30.94	250m (8) 2:31.45 31.65	300m (8) 3:03.48 32.03	350m (8) 3:32.47 28.99

Legend:

=	Equal rank	AR	American Record	CR	Championship Record	OT	Trials Cut
R.T.	Reaction Time	WJ	World Junior Record	WR	World Record		

Official Timekeeping by Omega





2021 TYR Pro Swim Series

San Antonio, TX

January 14 - 17, 2021

Event 23

17 JAN 2021 - 11:00 AM

Women's 200m Individual Medley

Heats

Results Summary

Event Number 23

	Record	Splits			Name	NAT Code	Location	Date
WR	2:06.12	27.30	58.94	1:35.64	HOSSZU Katinka	HUN	Kazan (RUS)	3 AUG 2015
AR	2:06.15	27.72	59.24	1:36.31	KUKORS Ariana	USA	Roma (ITA)	27 JUL 2009
CR	2:08.66	28.14	1:00.96	1:38.55	HOSSZU Katinka	HUN	Charlotte, Nc (USA)	17 MAY 2015
WJ	2:09.94				McKEOWN Kaylee	AUS	Queensland (AUS)	9 JUN 2019
OT	2:17.39				BEST TIME		omaha (USA)	

Rank	Heat	Lane	Name	Club Code	Year of Birth	R.T.	50m	100m	150m	Time	Time Behind
1	1	4	COX Madisyn	TXLA	1995	0.71	28.82	1:03.20 34.38	1:41.66 38.46	2:13.96	A
2	3	4	BAKER Kathleen	TE	1997	0.66	28.83	1:02.67 33.84	1:41.10 38.43	2:14.20	0.24 A
3	1	6	IVEY Isabel	UN-PC	2001	0.75	28.28	1:02.50 34.22	1:43.87 41.37	2:16.46	2.50 A
4	2	3	NELSON Beata	WA	1998	0.70	28.19	1:04.10 35.91	1:43.66 39.56	2:17.31	3.35 A
5	3	3	GALAT Bethany	AGS	1995	0.55	28.84	1:06.35 37.51	1:44.77 38.42	2:18.56	4.60 A
6	1	5	PFEIFER Evie	TEX	1999	0.79	30.28	1:07.06 36.78	1:46.91 39.85	2:19.14	5.18 A
7	3	5	KOZAN Justina	MVN	2003	0.68	30.06	1:08.00 37.94	1:48.11 40.11	2:19.29	5.33 A
8	3	6	SIMS Bella	SAND	♦ 2005	0.58	29.41	1:05.20 35.79	1:48.55 43.35	2:19.75	5.79 A
9	3	2	CROM Katie	MVN	2003	0.66	29.43	1:06.00 36.57	1:48.99 42.99	2:20.12	6.16 B
10	2	6	McMURRAY Olivia	SWIM	2003	0.73	30.22	1:06.23 36.01	1:48.38 42.15	2:21.41	7.45 B
11	2	7	WEBER Emma	TOPS	♦ 2004	0.69	30.50	1:07.71 37.21	1:49.11 41.40	2:22.88	8.92 B
12	1	2	WEYANT Gracie	SYS	♦ 2005	0.72	30.43	1:09.45 39.02	1:50.99 41.54	2:25.09	11.13 B
13	1	7	BOFINGER Sarah	UN-PV	1986	0.66	38.02	1:26.45 48.43	2:21.32 54.87	2:59.09	45.13 B
	1	3	PASH Kelly	UN-ST	2001					DNS	
	2	2	SUMRALL Micah	GAME	1990					DNS	
	2	4	MARGALIS Melanie	SPA-FL	1991					DNS	
	2	5	BARKSDALE Emma	GAME	1997					DNS	
	3	7	ANDREWS Ellie	WAC	2002					DNS	

Legend:	A Qualified for final A	AR American Record	B Qualified for final B	CR Championship Record
DNS Did Not Start	OT Trials Cut	R.T. Reaction Time	WJ World Junior Record	
WR World Record	♦ Junior swimmer			

Official Timekeeping by Omega





2021 TYR Pro Swim Series

San Antonio, TX

January 14 - 17, 2021

Event 24

17 JAN 2021 - 11:12 AM

Men's 200m Individual Medley

Heats

Results Summary

Event Number 24

	Record	Splits			Name	NAT Code	Location	Date
WR	1:54.00	24.89	53.48	1:26.51	LOCHTE Ryan	USA	Shanghai (CHN)	28 JUL 2011
AR	1:54.00	24.89	53.48	1:26.51	LOCHTE Ryan	USA	Shanghai (CHN)	28 JUL 2011
CR	1:56.32				PHELPS Michael	USA	Indianapolis (USA)	1 JAN 2012
WJ	1:57.06	25.21	55.79	1:28.93	QIN Haiyang	CHN	Budapest (HUN)	27 JUL 2017
OT	2:04.09				BEST TIME		omaha (USA)	

Rank	Heat	Lane	Name	Club Code	Year of Birth	R.T.	50m	100m	150m	Time	Time Behind
1	3	3	FOSTER Jake	TEX	2000	0.65	25.43	58.05 32.62	1:32.49 34.44	2:01.93	A
2	2	3	SMITH Kieran	UN-FL	2000	0.68	26.31	57.09 30.78	1:32.82 35.73	2:03.01	1.08 A
3	2	6	LITHERLAND Jay	DYNA	1995	0.73	26.12	57.14 31.02	1:33.27 36.13	2:03.04	1.11 A
4	2	4	FOSTER Carson	TEX	2001	0.65	26.08	57.66 31.58	1:32.88 35.22	2:03.82	1.89 A
5	1	5	LICON Will	TXLA	1994	0.70	27.05	59.67 32.62	1:34.47 34.80	2:04.09	2.16 A
6	3	5	SELISKAR Andrew	CAL	1996	0.63	26.56	57.65 31.09	1:33.92 36.27	2:04.38	2.45 A
7	3	6	COPE Tommy	CW	1997	0.64	26.60	59.82 33.22	1:33.84 34.02	2:04.49	2.56 A
8	2	2	KOVAC Danny	UN-MV	2000	0.63	26.05	58.42 32.37	1:34.24 35.82	2:04.72	2.79 A
9	1	2	FINK Nic	ABSC	1993	0.74	27.33	1:01.16 33.83	1:36.06 34.90	2:04.88	2.95 B
10	1	3	BENTZ Gunnar	DYNA	1996	0.69	26.72	58.86 32.14	1:35.20 36.34	2:05.07	3.14 B
11	1	4	STEWART Sam	UN-MS	1997	0.66	26.74	58.35 31.61	1:34.75 36.40	2:05.44	3.51 B
12	3	7	SWANSON Charlie	CW	1998	0.65	26.58	59.64 33.06	1:35.31 35.67	2:05.64	3.71 B
13	1	7	GUSEV Alexander	SYS	2001	0.69	27.16	1:00.35 33.19	1:37.36 37.01	2:07.05	5.12 B
14	3	2	VINES Braden	TEX	1999	0.61	26.85	1:00.43 33.58	1:35.39 34.96	2:08.62	6.69 B
15	1	1	EL DEMERDASH Yaseen	KCB	♦ 2003	0.60	28.92	1:06.47 37.55	1:50.92 44.45	2:24.70	22.77 B
16	2	1	GELFAND David	USAR	1998	0.67	32.23	1:11.23 39.00	1:56.74 45.51	2:32.23	30.30 B
	1	6	MURPHY Ryan	CAL	1995					DNS	
	2	5	CASAS Shaine	TAMU	1999					DNS	
	3	1	JOHNSTON David	TEX	2001					DNS	
	3	4	KALISZ Chase	ABSC	1994					DNS	
	2	7	WILSON Andrew	ABSC	1993					DSQ	

Legend:							
A	Qualified for final A	AR	American Record	B	Qualified for final B	CR	Championship Record
DNS	Did Not Start	DSQ	Disqualified	OT	Trials Cut	R.T.	Reaction Time
WJ	World Junior Record	WR	World Record	♦	Junior swimmer		

Official Timekeeping by Omega





2021 TYR Pro Swim Series

San Antonio, TX

January 14 - 17, 2021

Event 25

17 JAN 2021 - 11:25 AM

Women's 200m Backstroke

Heats

Results Summary

Event Number 25

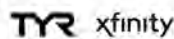
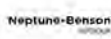
	Record	Splits			Name	NAT Code	Location	Date
WR	2:03.35	29.06	1:00.37	1:31.84	SMITH Regan	USA	Gwangju (KOR)	26 JUL 2019
AR	2:03.35	29.06	1:00.37	1:31.84	SMITH Regan	USA	Gwangju (KOR)	26 JUL 2019
CR	2:05.94	29.66	1:00.97	1:33.12	SMITH Regan	USA	Knoxville, TN (USA)	19 JAN 2020
WJ	2:03.35	29.06	1:00.37	1:31.84	SMITH Regan	USA	Gwangju (KOR)	26 JUL 2019
OT	2:14.69				BEST TIME		omaha (USA)	

Rank	Heat	Lane	Name	Club Code	Year of Birth	R.T.	50m	100m	150m	Time	Time Behind
1	2	3	BACON Phoebe	NCAP	2002	0.64	30.71	1:04.19	1:37.88	2:11.83	A
2	1	5	STADDEN Isabelle	UN-PC	2002	0.63	30.31	1:04.60	1:38.31	2:12.14	0.31 A
								34.29	33.71	33.83	
3	2	4	SMITH Regan	RIPT	2002	0.58	30.39	1:04.20	1:38.27	2:12.99	1.16 A
								33.81	34.07	34.72	
4	2	5	BRATTON Lisa	AGS	1996	0.65	31.56	1:05.53	1:39.50	2:13.52	1.69 A
								33.97	33.97	34.02	
5	1	2	GRIMES Katie	SAND	♦ 2006	0.62	31.75	1:05.76	1:40.21	2:14.67	2.84 A
								34.01	34.45	34.46	
6	2	2	WEYANT Emma	SYS	2001	0.78	32.43	1:07.88	1:42.62	2:16.93	5.10 A
								35.45	34.74	34.31	
7	2	6	MANNION Natalie	SYS	♦ 2004	0.77	32.51	1:07.32	1:42.55	2:18.02	6.19 A
								34.81	35.23	35.47	
8	2	7	McHUGH Ally	WA	1997	0.78	33.90	1:09.24	1:44.99	2:19.42	7.59 A
								35.34	35.75	34.43	
	1	3	SMOLIGA Olivia	ABSC	1994					DNS	
	1	4	BAKER Kathleen	TE	1997					DNS	
	1	6	NELSON Beata	WA	1998					DNS	

Legend:

A	Qualified for final A	AR	American Record	CR	Championship Record	DNS	Did Not Start
OT	Trials Cut	R.T.	Reaction Time	WJ	World Junior Record	WR	World Record
♦	Junior swimmer						

Official Timekeeping by Omega





2021 TYR Pro Swim Series

San Antonio, TX

January 14 - 17, 2021

Event 26

17 JAN 2021 - 11:34 AM

Men's 200m Backstroke

Heats

Results Summary

Event Number 26

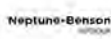
	Record	Splits			Name	NAT Code	Location	Date
WR	1:51.92	26.52	54.90	1:23.30	PEIRSOL Aaron	USA	Rome (ITA)	31 JUL 2009
AR	1:51.92	26.52	54.90	1:23.30	PEIRSOL Aaron	USA	Rome (ITA)	31 JUL 2009
CR	1:55.04				XU Jiayu	CHN	Indianapolis (USA)	1 JAN 2017
WJ	1:55.14	26.99	56.14	1:25.97	KOLESNIKOV Kliment	RUS	Budapest (HUN)	28 JUL 2017
OT	2:02.99				BEST TIME		omaha (USA)	

Rank	Heat	Lane	Name	Club Code	Year of Birth	R.T.	50m	100m	150m	Time	Time Behind
1	2	3	GRANT William	VS	2001	0.60	27.96	58.37	1:29.46	2:01.24	A
2	1	4	KATZ Austin	TEX	1999	0.61	28.59	1:00.52	1:32.58	2:02.74	1.50 A
								31.93	32.06	30.16	
3	2	4	MURPHY Ryan	CAL	1995	0.57	28.49	59.83	1:31.43	2:03.05	1.81 A
								31.34	31.60	31.62	
4	2	5	CASAS Shaine	TAMU	1999	0.57	28.31	1:00.23	1:32.91	2:04.09	2.85 A
								31.92	32.68	31.18	
5	1	6	DAHLGREN Jack	UN-MV	2000	0.63	29.54	1:01.63	1:33.37	2:04.92	3.68 A
								32.09	31.74	31.55	
	1	3	HARDER Ethan	TEX	2000					DNS	
	1	5	FOSTER Carson	TEX	2001					DNS	
	2	2	JOHNSTON David	TEX	2001					DNS	
	2	6	ROONEY Maxime	PLS	1998					DNS	

Legend:

A	Qualified for final A	AR	American Record	CR	Championship Record	DNS	Did Not Start
OT	Trials Cut	R.T.	Reaction Time	WJ	World Junior Record	WR	World Record

Official Timekeeping by Omega





2021 TYR Pro Swim Series

San Antonio, TX

January 14 - 17, 2021

Event 27

17 JAN 2021 - 11:43 AM

Women's 100m Freestyle

Heats

Results Summary

Event Number 27

	Record	Split	Name	NAT Code	Location	Date
WR	51.71	24.83	SJOESTROEM Sarah	SWE	Budapest (HUN)	23 JUL 2017
AR	52.04	27.23	MANUEL Simone	USA	Budapest (HUN)	26 JUL 2019
CR	53.12		SJOSTROM Sarah	SWE	Austin (USA)	1 JAN 2016
WJ	52.70	25.70	OLEKSIK Penny	USA	Rio de Janeiro (BRA)	11 AUG 2016
OT	56.29		BEST TIME		omaha (USA)	

Rank	Heat	Lane	Name	Club Code	Year of Birth	R.T.	50m	Time	Time Behind
1	2	4	WEITZEIL Abbey	CAL	1996	0.64	26.37	55.28 28.91	A
2	3	5	SMOLIGA Olivia	ABSC	1994	0.69	26.72	55.32 28.60	0.04 A
3	2	5	HINDS Natalie	ABSC	1993	0.65	26.66	55.52 28.86	0.24 A
4	1	5	IVEY Isabel	UN-PC	2001	0.73	26.69	55.70 29.01	0.42 A
5	1	4	GEER Margo	MVN	1992	0.65	26.82	55.92 29.10	0.64 A
6	3	4	COMERFORD Mallory	CARD	1997	0.65	27.13	56.08 28.95	0.80 A
7	2	3	FANZ Casey	CARD	1998	0.64	27.08	56.32 29.24	1.04 A
8	3	3	MARGALIS Melanie	SPA-FL	1991	0.63	28.00	57.21 29.21	1.93 A
9	1	2	CROM Katie	MVN	2003	0.63	27.09	57.34 30.25	2.06 B
10	3	7	BRAY Olivia	UN-ST	2001	0.69	27.77	57.37 29.60	2.09 B
11	3	6	SPADONI Marina	UN-FL	1993	0.63	27.40	57.74 30.34	2.46 B
12	1	3	COOPER Grace	TEX	2002	0.67	26.98	57.80 30.82	2.52 B
13	3	2	FRANCIS Riley	LAC	2003	0.71	27.68	57.90 30.22	2.62 B
14	2	2	GINGRICH Leah	HURR	1990	0.68	27.88	57.98 30.10	2.70 B
15	2	6	KOZAN Justina	MVN	2003	0.70	28.20	58.10 29.90	2.82 B
16	1	7	WEYANT Emma	SYS	2001	0.77	28.40	58.30 29.90	3.02 B
17	3	1	BRATTON Lisa	AGS	1996	0.69	28.35	58.62 30.27	3.34 R
18	2	7	STICKLEN Emma	TEX	2002	0.67	28.27	58.69 30.42	3.41 R
19	1	1	BOFINGER Sarah	UN-PV	1986	0.70	33.61	1:10.73 37.12	15.45
	1	6	PASH Kelly	UN-ST	2001			DNS	
	2	1	BERNHARDT Rachel	GAME	1995			DNS	

Legend:							
A	Qualified for final A	AR	American Record	B	Qualified for final B	CR	Championship Record
DNS	Did Not Start	OT	Trials Cut	R	Reserve	R.T.	Reaction Time
WJ	World Junior Record	WR	World Record				

Official Timekeeping by Omega





2021 TYR Pro Swim Series

San Antonio, TX

January 14 - 17, 2021

Event 28

17 JAN 2021 - 11:52 AM

Men's 100m Freestyle

Heats

Results Summary

Event Number 28

	Record	Split	Name	NAT Code	Location	Date
WR	46.91	22.17	CIELO FILHO Cesar	BRA	Rome (ITA)	30 JUL 2009
AR	46.96		DRESSEL Caeleb	USA	Budapest (HUN)	28 JUL 2019
CR	48.00		ADRIAN Nathan	USA	Mesa (USA)	1 JAN 2016
WJ	47.58	23.14	CHALMERS Kyle	AUS	Rio de Janeiro (BRA)	10 AUG 2016
OT	50.49		BEST TIME		omaha (USA)	

Rank	Heat	Lane	Name	Club Code	Year of Birth	R.T.	50m	Time	Time Behind
1	3	4	HELD Ryan	NYAC	1995	0.62	23.56	49.70 26.14	A
2	1	4	APPLE Zach	MVN	1997	0.63	24.08	50.20 26.12	0.50 A
3	2	5	FARRIS Dean	VS	1997	0.67	24.03	50.53 26.50	0.83 A
4	3	5	JACKSON Tate	TXLA	1997	0.66	24.20	50.60 26.40	0.90 A
5	1	6	PINFOLD Brett	SHAC	1995	0.72	24.44	50.73 26.29	1.03 A
6	2	3	SELISKAR Andrew	CAL	1996	0.64	24.30	50.78 26.48	1.08 A
7	1	5	KRUEGER Daniel	TEX	1999	0.75	24.22	50.93 26.71	1.23 A
8	1	3	KIBLER Drew	TEX	2000	0.62	24.89	51.19 26.30	1.49 A
9	2	2	LILE Nathan	GAME	1994	0.65	24.20	51.31 27.11	1.61 B
10	1	7	HARTING Zach	CARD	1997	0.63	24.85	51.41 26.56	1.71 B
11	3	3	HAAS Townley	NOVA	1996	0.71	24.56	51.94 27.38	2.24 B
12	3	6	THEALL Mark	TAMU	1998	0.66	24.77	52.02 27.25	2.32 B
13	3	2	KOVAC Danny	UN-MV	2000	0.61	24.85	52.11 27.26	2.41 B
14	3	1	SMACHLO Miles	CW	1998	0.68	25.18	52.18 27.00	2.48 B
15	1	1	COPE Tommy	CW	1997	0.65	25.56	52.28 26.72	2.58 B
16	3	7	RICHARDSON Steven	AGS	1995	0.67	24.74	52.29 27.55	2.59 B
17	2	6	SANNEM Jake	TEX	1999	0.77	24.94	52.45 27.51	2.75 R
18	2	1	D'ARRIGO Mitch	GSC	1995	0.65	25.36	52.68 27.32	2.98 R
19	1	2	SHIELDS Tom	CAL	1991	0.74	25.17	53.18 28.01	3.48
20	2	8	WILLIAMS Adin	UN-OR	2000	0.73	31.05	1:10.59 39.54	20.89
	2	4	ROONEY Maxime	PLS	1998			DNS	
	2	7	STEWART Sam	UN-MS	1997			DNS	
	3	8	FINNERTY Ian	MVN	1996			DNS	

Official Timekeeping by Omega





2021 TYR Pro Swim Series

San Antonio, TX

January 14 - 17, 2021

Event 28

17 JAN 2021 - 11:52 AM

Men's 100m Freestyle

Heats

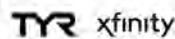
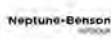
Results Summary

Event Number 28

Rank	Heat	Lane	Name	Club Code	Year of Birth	R.T.	50m	Time	Time Behind
------	------	------	------	-----------	---------------	------	-----	------	-------------

Legend:									
A	Qualified for final A	AR	American Record	B	Qualified for final B	CR	Championship Record		
DNS	Did Not Start	OT	Trials Cut	R	Reserve	R.T.	Reaction Time		
WJ	World Junior Record	WR	World Record						

Official Timekeeping by Omega





2021 TYR Pro Swim Series

San Antonio, TX

January 14 - 17, 2021

Event 121 17 JAN 2021 - 6:01 PM

Women's 1500m Freestyle

Fastest Heats

Results Summary

Event Number 21

	Record	Splits					Name	NAT Code	Location	Date
WR	15:20.48	58.50	2:00.25	4:04.88	8:11.70	LEDECKY Katie	USA	Indianapolis (USA)	16 MAY 2018	
AR	15:20.48	58.50	2:00.25	4:04.88	8:11.70	LEDECKY Katie	USA	Indianapolis, IN (USA)	16 MAY 2018	
CR	15:20.48	58.50	2:00.25	4:04.88	8:11.70	LEDECKY Katie	USA	Indianapolis, IN (USA)	16 MAY 2018	
WJ	15:28.36	59.34	2:01.85	4:06.57	8:16.90	LEDECKY Katie	USA	Gold Coast (AUS)	21 AUG 2014	
OT	16:49.19					BEST TIME		omaha (USA)		

Fastest Heats

Rank	Heat	Lane	Name	Club Code	Year of Birth	R.T.	Time	Time Behind
1	1	4	McHUGH Ally	WA	1997	0.76	16:12.87	
	50m 30.14	100m 1:02.80	150m 1:34.90	200m 2:07.64	250m 2:39.94	300m 3:12.90	350m 3:45.15	400m 4:18.20
		32.66	32.10	32.74	32.30	32.96	32.25	33.05
	450m 4:50.73	500m 5:23.73	550m 5:55.89	600m 6:28.87	650m 7:01.37	700m 7:34.33	750m 8:06.75	800m 8:39.66
	32.53	33.00	32.16	32.98	32.50	32.96	32.42	32.91
	850m 9:11.77	900m 9:44.64	950m 10:16.95	1000m 10:49.91	1050m 11:22.05	1100m 11:54.99	1150m 12:27.34	1200m 13:00.26
	32.11	32.87	32.31	32.96	32.14	32.94	32.35	32.92
	1250m 13:32.38	1300m 14:05.09	1350m 14:37.31	1400m 15:09.93	1450m 15:41.75			
	32.12	32.71	32.22	32.62	31.82	31.12		
2	1	5	ANDERSON Haley	MVN	1991	0.84	16:15.40	2.53
	50m 29.72	100m 1:02.07	150m 1:34.35	200m 2:06.94	250m 2:39.48	300m 3:12.30	350m 3:45.03	400m 4:18.02
		32.35	32.28	32.59	32.54	32.82	32.73	32.99
	450m 4:50.86	500m 5:23.80	550m 5:56.25	600m 6:29.08	650m 7:01.62	700m 7:34.36	750m 8:06.74	800m 8:39.21
	32.84	32.94	32.45	32.83	32.54	32.74	32.38	32.47
	850m 9:11.51	900m 9:44.35	950m 10:16.97	1000m 10:49.94	1050m 11:22.39	1100m 11:55.14	1150m 12:27.90	1200m 13:00.69
	32.30	32.84	32.62	32.97	32.45	32.75	32.76	32.79
	1250m 13:33.11	1300m 14:06.08	1350m 14:38.58	1400m 15:11.49	1450m 15:43.56			
	32.42	32.97	32.50	32.91	32.07	31.84		
3	1	3	SIMS Bella	SAND	◆ 2005	0.52	16:35.64	22.77
	50m 29.33	100m 1:01.68	150m 1:34.18	200m 2:07.52	250m 2:40.31	300m 3:13.75	350m 3:46.75	400m 4:20.45
		32.35	32.50	33.34	32.79	33.44	33.00	33.70
	450m 4:53.37	500m 5:27.04	550m 6:00.35	600m 6:34.33	650m 7:07.44	700m 7:41.32	750m 8:14.21	800m 8:48.14
	32.92	33.67	33.31	33.98	33.11	33.88	32.89	33.93
	850m 9:21.21	900m 9:55.13	950m 10:28.39	1000m 11:02.04	1050m 11:35.55	1100m 12:09.24	1150m 12:42.50	1200m 13:16.30
	33.07	33.92	33.26	33.65	33.51	33.69	33.26	33.80
	1250m 13:49.46	1300m 14:23.23	1350m 14:56.36	1400m 15:30.10	1450m 16:03.13			
	33.16	33.77	33.13	33.74	33.03	32.51		
4	1	6	GRIMES Katie	SAND	◆ 2006	0.66	16:41.99	29.12
	50m 30.21	100m 1:02.79	150m 1:36.21	200m 2:09.55	250m 2:43.24	300m 3:16.74	350m 3:50.28	400m 4:23.87
		32.58	33.42	33.34	33.69	33.50	33.54	33.59
	450m 4:54.53	500m 5:31.27	550m 6:05.09	600m 6:38.64	650m 7:12.33	700m 7:45.89	750m 8:19.70	800m 8:53.23
	30.66	36.74	33.82	33.55	33.69	33.56	33.81	33.53
	850m 9:26.91	900m 10:00.46	950m 10:34.17	1000m 11:07.96	1050m 11:41.74	1100m 12:15.24	1150m 12:48.80	1200m 13:22.25
	33.68	33.55	33.71	33.79	33.78	33.50	33.56	33.45
	1250m 13:56.09	1300m 14:29.52	1350m 15:03.11	1400m 15:36.55	1450m 16:09.71			
	33.84	33.43	33.59	33.44	33.16	32.28		
5	1	7	MATTES Michaela	SYS	◆ 2005	0.69	16:48.63	35.76
	50m 30.33	100m 1:03.05	150m 1:36.50	200m 2:09.74	250m 2:43.43	300m 3:16.92	350m 3:50.55	400m 4:23.97
		32.72	33.45	33.24	33.69	33.49	33.63	33.42
	450m 4:57.64	500m 5:31.09	550m 6:04.73	600m 6:38.45	650m 7:12.23	700m 7:45.91	750m 8:19.28	800m 8:53.33
	33.67	33.45	33.64	33.72	33.78	33.68	33.37	34.05
	850m 9:26.93	900m 10:00.71	950m 10:34.54	1000m 11:08.32	1050m 11:42.07	1100m 12:15.49	1150m 12:49.56	1200m 13:23.45
	33.60	33.78	33.83	33.78	33.75	33.42	34.07	33.89
	1250m 13:58.02	1300m 14:32.35	1350m 15:06.87	1400m 15:41.35	1450m 16:15.98			
	34.57	34.33	34.52	34.48	34.63	32.65		
6	1	2	McMURRAY Olivia	SWIM	2003	0.78	16:49.76	36.89
	50m 30.25	100m 1:04.20	150m 1:37.31	200m 2:11.70	250m 2:45.46	300m 3:19.64	350m 3:52.91	400m 4:27.80
		33.95	33.11	34.39	33.76	34.18	33.27	34.89
	450m 5:01.62	500m 5:35.68	550m 6:09.69	600m 6:43.79	650m 7:17.70	700m 7:51.69	750m 8:25.55	800m 8:59.51
	33.82	34.06	34.01	34.10	33.91	33.99	33.86	33.96
	850m 9:33.47	900m 10:07.52	950m 10:41.21	1000m 11:15.19	1050m 11:48.96	1100m 12:23.01	1150m 12:56.74	1200m 13:30.79
	33.96	34.05	33.69	33.98	33.77	34.05	33.73	34.05
	1250m 14:04.61	1300m 14:38.54	1350m 15:11.90	1400m 15:45.42	1450m 16:18.52			
	33.82	33.93	33.36	33.52	33.10	31.24		

Official Timekeeping by Omega





2021 TYR Pro Swim Series

San Antonio, TX

January 14 - 17, 2021

Event 121

17 JAN 2021 - 6:01 PM

Women's 1500m Freestyle

Fastest Heats

Results Summary

Event Number 21

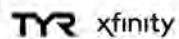
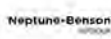
Fastest Heats

Rank	Heat	Lane	Name	Club Code	Year of Birth	R.T.	Time	Time Behind
------	------	------	------	-----------	---------------	------	------	-------------

Legend:

AR	American Record	CR	Championship Record	OT	Trials Cut	R.T.	Reaction Time
WJ	World Junior Record	WR	World Record	◆	Junior swimmer		

Official Timekeeping by Omega





2021 TYR Pro Swim Series

San Antonio, TX

January 14 - 17, 2021

Event 122 17 JAN 2021 - 6:21 PM

Men's 1500m Freestyle

Fastest Heats

Results Summary

Event Number 22

	Record	Splits		Name		NAT Code	Location	Date	
WR	14:31.02	55.80	1:54.31	3:51.50	7:45.45	SUN Yang	CHN	London (GBR)	4 AUG 2012
AR	14:39.48	56.74	1:55.55	3:53.15	7:49.73	JAEGER Connor	USA	Rio (BRA)	13 AUG 2016
CR	14:53.12					WILLIMOVSKY Jordan	USA	Mesa (USA)	1 JAN 2016
WJ	14:46.09	56.52	1:55.88	3:55.53	7:53.07	GRGIC Franko	CRO	Budapest (HUN)	25 AUG 2019
OT	15:44.89					BEST TIME		omaha (USA)	

Fastest Heats

Rank	Heat	Lane	Name	Club Code	Year of Birth	R.T.	Time	Time Behind
1	1	4	GROTHER Zane	BCH	1992	0.71	15:10.29	
	50m 27.85	100m 58.19	150m 1:28.62	200m 1:59.18	250m 2:29.57	300m 3:00.46	350m 3:30.92	400m 4:01.71
		30.34	30.43	30.56	30.39	30.89	30.46	30.79
	450m 4:32.10	500m 5:03.01	550m 5:33.50	600m 6:04.43	650m 6:34.90	700m 7:05.79	750m 7:36.23	800m 8:07.19
	30.39	30.91	30.49	30.93	30.47	30.89	30.44	30.96
	850m 8:37.79	900m 9:08.77	950m 9:39.39	1000m 10:10.18	1050m 10:40.20	1100m 11:10.48	1150m 11:40.51	1200m 12:11.16
	30.60	30.98	30.62	30.79	30.02	30.28	30.03	30.65
	1250m 12:41.37	1300m 13:11.99	1350m 13:42.20	1400m 14:12.78	1450m 14:42.26			
	30.21	30.62	30.21	30.58	29.48	28.03		
2	1	5	GALLANT Will	MVN	2001	0.65	15:24.77	14.48
	50m 28.10	100m 58.67	150m 1:28.88	200m 1:59.60	250m 2:30.05	300m 3:00.87	350m 3:31.32	400m 4:02.14
		30.57	30.21	30.72	30.45	30.82	30.45	30.82
	450m 4:32.51	500m 5:03.26	550m 5:33.78	600m 6:04.74	650m 6:35.20	700m 7:05.97	750m 7:36.46	800m 8:07.38
	30.37	30.75	30.52	30.96	30.46	30.77	30.49	30.92
	850m 8:38.08	900m 9:09.15	950m 9:39.75	1000m 10:11.11	1050m 10:41.79	1100m 11:13.22	1150m 11:44.52	1200m 12:16.02
	30.70	31.07	30.60	31.36	30.68	31.43	31.30	31.50
	1250m 12:47.21	1300m 13:18.98	1350m 13:50.47	1400m 14:22.40	1450m 14:53.76			
	31.19	31.77	31.49	31.93	31.36	31.01		
3	1	3	JOHNSTON David	TEX	2001	0.71	15:30.06	19.77
	50m 28.42	100m 59.30	150m 1:29.85	200m 2:01.34	250m 2:31.54	300m 3:02.84	350m 3:33.38	400m 4:04.14
		30.88	30.55	31.49	30.20	31.30	30.54	30.76
	450m 4:34.00	500m 5:05.50	550m 5:35.55	600m 6:07.11	650m 6:37.83	700m 7:09.37	750m 7:40.18	800m 8:12.14
	29.86	31.50	30.05	31.56	30.72	31.54	30.81	31.96
	850m 8:43.25	900m 9:14.94	950m 9:46.27	1000m 10:18.01	1050m 10:49.06	1100m 11:20.63	1150m 11:51.60	1200m 12:23.57
	31.11	31.69	31.33	31.74	31.05	31.57	30.97	31.97
	1250m 12:54.82	1300m 13:26.42	1350m 13:57.57	1400m 14:29.06	1450m 14:59.87			
	31.25	31.60	31.15	31.49	30.81	30.19		
4	1	6	CUSTER Liam	SYS	♦ 2004	0.77	15:44.95	34.66
	50m 28.70	100m 1:00.18	150m 1:30.96	200m 2:02.30	250m	300m 3:04.76	350m 3:36.17	400m 4:07.15
		31.48	30.78	31.34		3:04.76	31.41	30.98
	450m 4:38.63	500m 5:09.80	550m 5:41.40	600m 6:12.59	650m 6:44.06	700m 7:15.56	750m 7:47.64	800m 8:18.99
	31.48	31.17	31.60	31.19	31.47	31.50	32.08	31.35
	850m 8:50.98	900m 9:22.69	950m 9:54.66	1000m 10:26.17	1050m 10:46.25	1100m 11:29.92	1150m 12:02.23	1200m 12:33.98
	31.99	31.71	31.97	31.51	20.08	43.67	32.31	31.75
	1250m 13:06.21	1300m 13:37.98	1350m 14:10.01	1400m 14:41.86	1450m 15:13.83			
	32.23	31.77	32.03	31.85	31.97	31.12		

AR	American Record	CR	Championship Record	OT	Trials Cut	R.T.	Reaction Time
WJ	World Junior Record	WR	World Record	♦	Junior swimmer		

Official Timekeeping by Omega





2021 TYR Pro Swim Series

San Antonio, TX

January 14 - 17, 2021

Event 123 17 JAN 2021 - 6:37 PM

Women's 200m Individual Medley

Final

Results

Event Number 23

	Record	Splits			Name	NAT Code	Location	Date
WR	2:06.12	27.30	58.94	1:35.64	HOSSZU Katinka	HUN	Kazan (RUS)	3 AUG 2015
AR	2:06.15	27.72	59.24	1:36.31	KUKORS Ariana	USA	Roma (ITA)	27 JUL 2009
CR	2:08.66	28.14	1:00.96	1:38.55	HOSSZU Katinka	HUN	Charlotte, Nc (USA)	17 MAY 2015
WJ	2:09.94				McKEOWN Kaylee	AUS	Queensland (AUS)	9 JUN 2019
OT	2:17.39				BEST TIME		omaha (USA)	

Final

Rank	Lane	Name	Club Code	R.T.	50m	100m	150m	Time	Time Behind
1	4	CROM Katie	MVN	0.66	(1) 28.56	(1) 1:04.76 36.20	(1) 1:45.35 40.59	2:16.67	
2	6	WEYANT Gracie	SYS	0.71	(4) 30.71	(2) 1:07.48 36.77	(2) 1:48.79 41.31	2:21.48	4.81
3	5	McMURRAY Olivia	SWIM	0.76	(3) 30.10	(3) 1:07.67 37.57	(4) 1:49.73 42.06	2:21.80	5.13
4	3	WEBER Emma	TOPS	0.66	(2) 29.82	(4) 1:08.44 38.62	(3) 1:48.92 40.48	2:32.37	6.70
5	2	BOFINGER Sarah	UN-PV	0.74	(5) 36.60	(5) 1:26.37 49.77	(5) 2:20.51 54.14	2:59.84	43.17

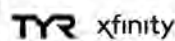
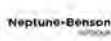
Final

Rank	Lane	Name	Club Code	R.T.	50m	100m	150m	Time	Time Behind
1	5	BAKER Kathleen	TE	0.66	(4) 28.59	(1) 1:01.08 32.49	(1) 1:38.74 37.66	2:10.30	
2	4	COX Madisyn	TXLA	0.68	(3) 28.57	(2) 1:02.43 33.86	(2) 1:39.96 37.53	2:11.22	0.92
3	6	NELSON Beata	WA	0.74	(1) 28.26	(3) 1:02.93 34.67	(3) 1:43.31 40.38	2:15.21	4.91
4	7	PFEIFER Evie	TEX	0.80	(8) 29.69	(5) 1:04.91 35.22	(4) 1:44.01 39.10	2:15.31	5.01
5	2	GALAT Bethany	AGS	0.57	(5) 28.93	(7) 1:06.03 37.10	(5) 1:44.13 38.10	2:17.40	7.10
6	8	SIMS Bella	SAND	0.59	(6) 29.39	(6) 1:05.74 36.35	(7) 1:45.81 40.07	2:18.19	7.89
7	3	IVEY Isabel	UN-PC	0.71	(2) 28.41	(4) 1:03.65 35.24	(6) 1:44.54 40.89	2:18.37	8.07
8	1	KOZAN Justina	MVN	0.69	(7) 29.59	(8) 1:06.98 37.39	(8) 1:47.40 40.42	2:18.61	8.31

Legend:

AR American Record **CR** Championship Record **OT** Trials Cut **R.T.** Reaction Time
WJ World Junior Record **WR** World Record

Official Timekeeping by Omega





2021 TYR Pro Swim Series

San Antonio, TX

January 14 - 17, 2021

Event 124 17 JAN 2021 - 6:47 PM

Men's 200m Individual Medley

Final

Results

Event Number 24

	Record	Splits			Name	NAT Code	Location	Date
WR	1:54.00	24.89	53.48	1:26.51	LOCHTE Ryan	USA	Shanghai (CHN)	28 JUL 2011
AR	1:54.00	24.89	53.48	1:26.51	LOCHTE Ryan	USA	Shanghai (CHN)	28 JUL 2011
CR	1:56.32				PHELPS Michael	USA	Indianapolis (USA)	1 JAN 2012
WJ	1:57.06	25.21	55.79	1:28.93	QIN Haiyang	CHN	Budapest (HUN)	27 JUL 2017
OT	2:04.09				BEST TIME		omaha (USA)	

Final

Rank	Lane	Name	Club Code	R.T.	50m	100m	150m	Time	Time Behind
1	4	FINK Nic	ABSC	0.73	(4) 26.93	(5) 1:00.88 33.95	(2) 1:34.56 33.68	2:03.96 29.40	
2	3	STEWART Sam	UN-MS	0.65	(1) 26.21	(1) 57.14 30.93	(1) 1:33.47 36.33	2:04.33 30.86	0.37
3	6	SWANSON Charlie	CW	0.65	(2) 26.85	(2) 1:00.25 33.40	(3) 1:35.61 35.36	2:05.73 30.12	1.77
4	2	GUSEV Alexander	SYS	0.68	(5) 27.09	(4) 1:00.77 33.68	(4) 1:36.46 35.69	2:05.91 29.45	1.95
5	5	BENTZ Gunnar	DYNA	0.72	(3) 26.90	(3) 1:00.31 33.41	(5) 1:37.16 36.85	2:05.93 28.77	1.97

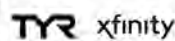
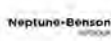
Final

Rank	Lane	Name	Club Code	R.T.	50m	100m	150m	Time	Time Behind
1	5	SMITH Kieran	UN-FL	0.67	(2) 25.66	(1) 55.63 29.97	(1) 1:30.46 34.83	1:59.38 28.92	
2	2	LICON Will	TXLA	0.68	(8) 26.36	(6) 57.94 31.58	(2) 1:31.79 33.85	2:01.20 29.41	1.82
3	3	LITHERLAND Jay	DYNA	0.70	(6) 26.06	(4) 57.21 31.15	(4) 1:32.89 35.68	2:01.89 29.00	2.51
4	7	SELISKAR Andrew	CAL	0.64	(4) 25.89	(3) 56.55 30.66	(5) 1:33.14 36.59	2:02.39 29.25	3.01
5	6	FOSTER Carson	TEX	0.64	(5) 25.92	(2) 56.44 30.52	(3) 1:32.32 35.88	2:02.99 30.67	3.61
6	4	FOSTER Jake	TEX	0.67	(3) 25.71	(7) 59.16 33.45	(8) 1:34.05 34.89	2:03.59 29.54	4.21
7	8	KOVAC Danny	UN-MV	0.62	(1) 25.56	(5) 57.57 32.01	(6) 1:33.66 36.09	2:04.51 30.85	5.13
8	1	COPE Tommy	CW	0.64	(7) 26.20	(8) 59.43 33.23	(7) 1:34.04 34.61	2:05.33 31.29	5.95

Legend:

AR American Record **CR** Championship Record **OT** Trials Cut **R.T.** Reaction Time
WJ World Junior Record **WR** World Record

Official Timekeeping by Omega





2021 TYR Pro Swim Series

San Antonio, TX

January 14 - 17, 2021

Event 125 17 JAN 2021 - 7:02 PM

Women's 200m Backstroke

Final

Results

Event Number 25

	Record	Splits			Name	NAT Code	Location	Date
WR	2:03.35	29.06	1:00.37	1:31.84	SMITH Regan	USA	Gwangju (KOR)	26 JUL 2019
AR	2:03.35	29.06	1:00.37	1:31.84	SMITH Regan	USA	Gwangju (KOR)	26 JUL 2019
CR	2:05.94	29.66	1:00.97	1:33.12	SMITH Regan	USA	Knoxville, TN (USA)	19 JAN 2020
WJ	2:03.35	29.06	1:00.37	1:31.84	SMITH Regan	USA	Gwangju (KOR)	26 JUL 2019
OT	2:14.69				BEST TIME		omaha (USA)	

Rank	Lane	Name	Club Code	R.T.	50m	100m	150m	Time	Time Behind
1	5	STADDEN Isabelle	UN-PC	0.63	(2) 30.62	(2) 1:03.76 33.14	(1) 1:36.35 32.59	2:09.31	
2	4	BACON Phoebe	NCAP	0.61	(1) 30.37	(1) 1:03.16 32.79	(2) 1:36.68 33.52	2:10.51	1.20
3	3	BRATTON Lisa	AGS	0.62	(3) 31.47	(3) 1:05.96 34.49	(3) 1:40.29 34.33	2:15.16	5.85
4	6	GRIMES Katie	SAND	0.67	(5) 32.46	(5) 1:07.36 34.90	(4) 1:42.05 34.69	2:16.73	7.42
5	2	MANNION Natalie	SYS	0.83	(4) 32.03	(4) 1:07.06 35.03	(5) 1:42.73 35.67	2:18.53	9.22
6	7	McHUGH Ally	WA	0.75	(6) 33.74	(6) 1:09.21 35.47	(6) 1:45.09 35.88	2:19.93	10.62

Legend:

AR American Record **CR** Championship Record **OT** Trials Cut **R.T.** Reaction Time
WJ World Junior Record **WR** World Record

Official Timekeeping by Omega





2021 TYR Pro Swim Series

San Antonio, TX

January 14 - 17, 2021

Event 126

17 JAN 2021 - 7:11 PM

Men's 200m Backstroke

Final

Results

Event Number 26

	Record	Splits			Name	NAT Code	Location	Date
WR	1:51.92	26.52	54.90	1:23.30	PEIRSOL Aaron	USA	Rome (ITA)	31 JUL 2009
AR	1:51.92	26.52	54.90	1:23.30	PEIRSOL Aaron	USA	Rome (ITA)	31 JUL 2009
CR	1:55.04				XU Jiayu	CHN	Indianapolis (USA)	1 JAN 2017
WJ	1:55.14	26.99	56.14	1:25.97	KOLESNIKOV Kliment	RUS	Budapest (HUN)	28 JUL 2017
OT	2:02.99				BEST TIME		omaha (USA)	

Rank	Lane	Name	Club Code	R.T.	50m	100m	150m	Time	Time Behind
1	5	MURPHY Ryan	CAL	0.54	(2) 27.14	(1) 56.67 29.53	(1) 1:26.83 30.16	1:56.82 29.99	
2	3	CASAS Shaine	TAMU	0.53	(1) 27.05	(2) 57.25 30.20	(2) 1:27.54 30.29	1:58.04 30.50	1.22
3	4	KATZ Austin	TEX	0.64	(3) 27.66	(3) 58.24 30.58	(3) 1:29.36 31.12	2:00.14 30.78	3.32
4	6	DAHLGREN Jack	UN-MV	0.98	(4) 27.98	(4) 58.41 30.43	(4) 1:30.28 31.87	2:02.63 32.35	5.81

Legend:

AR American Record **CR** Championship Record **OT** Trials Cut **R.T.** Reaction Time
WJ World Junior Record **WR** World Record

Official Timekeeping by Omega





2021 TYR Pro Swim Series

San Antonio, TX

January 14 - 17, 2021

Event 127 17 JAN 2021 - 7:16 PM

Women's 100m Freestyle

Final

Results

Event Number 27

	Record	Split	Name	NAT Code	Location	Date
WR	51.71	24.83	SJOESTROEM Sarah	SWE	Budapest (HUN)	23 JUL 2017
AR	52.04	27.23	MANUEL Simone	USA	Budapest (HUN)	26 JUL 2019
CR	53.12		SJOSTROM Sarah	SWE	Austin (USA)	1 JAN 2016
WJ	52.70	25.70	OLEKSIK Penny	USA	Rio de Janeiro (BRA)	11 AUG 2016
OT	56.29		BEST TIME		omaha (USA)	

Final

Rank	Lane	Name	Club Code	R.T.	50m	Time	Time Behind
1	4	CROM Katie	MVN	0.64	(2) 27.28	56.85 29.57	
=2	2	FRANCIS Riley	LAC	0.74	(3) 27.41	57.18 29.77	0.33
=2	5	BRAY Olivia	UN-ST	0.69	(5) 27.72	57.18 29.46	0.33
4	6	COOPER Grace	TEX	0.67	(4) 27.49	57.63 30.14	0.78
5	3	SPADONI Marina	UN-FL	0.63	(1) 27.11	57.71 30.60	0.86
6	7	GINGRICH Leah	HURR	0.71	(8) 28.72	57.77 29.05	0.92
7	8	WEYANT Emma	SYS	0.76	(7) 28.45	58.08 29.63	1.23
8	1	KOZAN Justina	MVN	0.71	(6) 28.24	58.30 30.06	1.45

Final

Rank	Lane	Name	Club Code	R.T.	50m	Time	Time Behind
1	5	SMOLIGA Olivia	ABSC	0.68	(3) 26.18	54.67 28.49	
2	4	WEITZEIL Abbey	CAL	0.63	(1) 25.91	55.13 29.22	0.46
3	2	GEER Margo	MVN	0.68	(4) 26.24	55.49 29.25	0.82
4	3	HINDS Natalie	ABSC	0.65	(2) 26.17	55.61 29.44	0.94
5	7	COMERFORD Mallory	CARD	0.63	(7) 27.20	56.02 28.82	1.35
6	6	IVEY Isabel	UN-PC	0.72	(6) 26.87	56.20 29.33	1.53
7	1	FANZ Casey	CARD	0.67	(5) 26.75	56.27 29.52	1.60
8	8	MARGALIS Melanie	SPA-FL	0.68	(8) 28.06	57.19 29.13	2.52

Legend:

AR American Record **CR** Championship Record **OT** Trials Cut **R.T.** Reaction Time
WJ World Junior Record **WR** World Record

Official Timekeeping by Omega





2021 TYR Pro Swim Series

San Antonio, TX

January 14 - 17, 2021

Event 128 17 JAN 2021 - 7:24 PM

Men's 100m Freestyle

Final

Results

Event Number 28

	Record	Split	Name	NAT Code	Location	Date
WR	46.91	22.17	CIELO FILHO Cesar	BRA	Rome (ITA)	30 JUL 2009
AR	46.96		DRESSEL Caeleb	USA	Budapest (HUN)	28 JUL 2019
CR	48.00		ADRIAN Nathan	USA	Mesa (USA)	1 JAN 2016
WJ	47.58	23.14	CHALMERS Kyle	AUS	Rio de Janeiro (BRA)	10 AUG 2016
OT	50.49		BEST TIME		omaha (USA)	

Final

Rank	Lane	Name	Club Code	R.T.	50m	Time	Time Behind
1	5	HAAS Townley	NOVA	0.70	(1) 24.33	50.56 26.23	
2	1	SANNEM Jake	TEX	0.72	(4) 24.87	51.37 26.50	0.81
3	4	HARTING Zach	CARD	0.62	(5) 24.96	51.47 26.51	0.91
4	7	COPE Tommy	CW	0.63	(7) 25.16	51.76 26.60	1.20
5	6	KOVAC Danny	UN-MV	0.60	(3) 24.77	51.93 27.16	1.37
6	8	D'ARRIGO Mitch	GSC	0.68	(8) 25.76	52.20 26.44	1.64
7	3	THEALL Mark	TAMU	0.64	(6) 25.11	52.45 27.34	1.89
8	2	SMACHLO Miles	CW	0.63	(2) 24.71	58.37 33.66	7.81

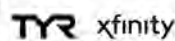
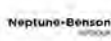
Final

Rank	Lane	Name	Club Code	R.T.	50m	Time	Time Behind
1	4	HELD Ryan	NYAC	0.63	(1) 23.67	49.86 26.19	
2	5	APPLE Zach	MVN	0.62	(3) 24.03	49.91 25.88	0.05
3	6	JACKSON Tate	TXLA	0.68	(4) 24.14	50.40 26.26	0.54
4	7	SELISKAR Andrew	CAL	0.62	(6) 24.44	50.45 26.01	0.59
5	8	KIBLER Drew	TEX	0.60	(7) 24.58	50.46 25.88	0.60
6	2	PINFOLD Brett	SHAC	0.70	(8) 24.63	50.59 25.96	0.73
7	3	FARRIS Dean	VS	0.65	(2) 23.84	50.61 26.77	0.75
8	1	KRUEGER Daniel	TEX	0.73	(5) 24.29	50.64 26.35	0.78

Legend:

AR	American Record	CR	Championship Record	OT	Trials Cut	R.T.	Reaction Time
WJ	World Junior Record	WR	World Record				

Official Timekeeping by Omega





2021 TYR Pro Swim Series

San Antonio, TX

January 14 - 17, 2021

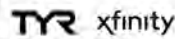
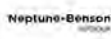
Swimming

Records Set by Event

As of SUN 17 JAN 2021

Event	Name	Club Code	Time	Record Type
-------	------	-----------	------	-------------

Official Timekeeping by Omega





2021 TYR Pro Swim Series

San Antonio, TX

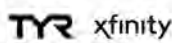
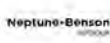
January 14 - 17, 2021

Swimming

Records Set by Record Type

As of SUN 17 JAN 2021

Official Timekeeping by Omega





2021 TYR Pro Swim Series

San Antonio, TX

January 14 - 17, 2021

Swimming

Records Set by Date

As of SUN 17 JAN 2021

Date	Event	Name	Club Code	Time	Record Type
------	-------	------	-----------	------	-------------

Official Timekeeping by Omega

